

Unofficial Results  
General Election  
November 8, 2022

Amador County, California

**Statistics**




	TOTAL	Election Day	Early Voting	Mail
Election Day Precincts Reporting	47 of 47	47	0	0
Precincts Complete	47 of 47	47	0	0
Precincts Partially Reported	0 of 47	0	0	0
Absentee/ Early Precincts Reporting	47 of 47	0	47	47
Registered Voters - Total	25,951			
Ballots Cast - Total	18,918	1,009	242	17,667
Ballots Cast - Blank	3	0	0	3
Voter Turnout - Total	72.90%			

Unofficial Results  
 General Election  
 November 8, 2022

Amador County, California




**Governor**

Vote For 1

	TOTAL	VOTE %		Election Day	Early Voting	Mail
BRIAN DAHLE	12,628	67.69%		910	200	11,518
GAVIN NEWSOM	6,027	32.31%		92	40	5,895
<b>Total Votes Cast</b>	<b>18,655</b>	<b>100.00%</b>		<b>1,002</b>	<b>240</b>	<b>17,413</b>
Overvotes	3			0	0	3
Undervotes	260			7	2	251
Contest Totals	18,918			1,009	242	17,667
Precincts Reporting	47 of 47					




**Lieutenant Governor**

Vote For 1

	TOTAL	VOTE %		Election Day	Early Voting	Mail
ANGELA E. UNDERWOOD JACOBS	11,994	65.27%		883	196	10,915
ELENI KOUNALAKIS	6,383	34.73%		104	42	6,237
<b>Total Votes Cast</b>	<b>18,377</b>	<b>100.00%</b>		<b>987</b>	<b>238</b>	<b>17,152</b>
Overvotes	2			0	0	2
Undervotes	539			22	4	513
Contest Totals	18,918			1,009	242	17,667
Precincts Reporting	47 of 47					




**Secretary of State**

Vote For 1

	TOTAL	VOTE %		Election Day	Early Voting	Mail
ROB BERNOSKY	11,984	65.18%		889	196	10,899
SHIRLEY N. WEBER	6,402	34.82%		101	43	6,258
<b>Total Votes Cast</b>	<b>18,386</b>	<b>100.00%</b>		<b>990</b>	<b>239</b>	<b>17,157</b>
Overvotes	1			0	0	1
Undervotes	531			19	3	509
Contest Totals	18,918			1,009	242	17,667
Precincts Reporting	47 of 47					

**Controller**

Vote For 1

	TOTAL	VOTE %		Election Day	Early Voting	Mail
LANHEE J. CHEN	12,411	68.14%		895	203	11,313
MALIA M. COHEN	5,804	31.86%		94	35	5,675
<b>Total Votes Cast</b>	<b>18,215</b>	<b>100.00%</b>		<b>989</b>	<b>238</b>	<b>16,988</b>
Overvotes	0			0	0	0
Undervotes	703			20	4	679
Contest Totals	18,918			1,009	242	17,667
Precincts Reporting	47 of 47					

Unofficial Results  
General Election  
November 8, 2022

Amador County, California

**Treasurer**

Vote For 1

	TOTAL	VOTE %		Election Day	Early Voting	Mail
JACK M. GUERRERO	11,972	65.54%		885	199	10,888
FIONA MA	6,294	34.46%		98	37	6,159
<b>Total Votes Cast</b>	<b>18,266</b>	<b>100.00%</b>		<b>983</b>	<b>236</b>	<b>17,047</b>
Overvotes	2			0	0	2
Undervotes	650			26	6	618
Contest Totals	18,918			1,009	242	17,667
Precincts Reporting	47 of 47					

**Attorney General**

Vote For 1

	TOTAL	VOTE %		Election Day	Early Voting	Mail
NATHAN HOCHMAN	12,008	65.61%		886	197	10,925
ROB BONTA	6,295	34.39%		97	42	6,156
<b>Total Votes Cast</b>	<b>18,303</b>	<b>100.00%</b>		<b>983</b>	<b>239</b>	<b>17,081</b>
Overvotes	2			1	0	1
Undervotes	613			25	3	585
Contest Totals	18,918			1,009	242	17,667
Precincts Reporting	47 of 47					

**Insurance Commissioner**

Vote For 1

	TOTAL	VOTE %		Election Day	Early Voting	Mail
ROBERT HOWELL	11,873	65.27%		874	195	10,804
RICARDO LARA	6,318	34.73%		108	39	6,171
<b>Total Votes Cast</b>	<b>18,191</b>	<b>100.00%</b>		<b>982</b>	<b>234</b>	<b>16,975</b>
Overvotes	1			0	0	1
Undervotes	726			27	8	691
Contest Totals	18,918			1,009	242	17,667
Precincts Reporting	47 of 47					

**Member, State Board of Equalization District 1**

Vote For 1

	TOTAL	VOTE %		Election Day	Early Voting	Mail
TED GAINES	12,353	68.24%		888	198	11,267
JOSE S. ALTAMIRANO	5,750	31.76%		92	35	5,623
<b>Total Votes Cast</b>	<b>18,103</b>	<b>100.00%</b>		<b>980</b>	<b>233</b>	<b>16,890</b>
Overvotes	1			0	0	1
Undervotes	814			29	9	776
Contest Totals	18,918			1,009	242	17,667
Precincts Reporting	47 of 47					

Unofficial Results  
General Election  
November 8, 2022

Amador County, California

**United States Senator - Full Term**

Vote For 1

	TOTAL	VOTE %		Election Day	Early Voting	Mail
MARK P. MEUSER	11,917	64.63%		886	193	10,838
ALEX PADILLA	6,522	35.37%		106	47	6,369
<b>Total Votes Cast</b>	<b>18,439</b>	<b>100.00%</b>		<b>992</b>	<b>240</b>	<b>17,207</b>
Overvotes	3			0	0	3
Undervotes	476			17	2	457
Contest Totals	18,918			1,009	242	17,667
Precincts Reporting	47 of 47					

**United States Senator - Partial/Unexpired Term**

Vote For 1

	TOTAL	VOTE %		Election Day	Early Voting	Mail
MARK P. MEUSER	11,814	64.57%		882	194	10,738
ALEX PADILLA	6,482	35.43%		100	45	6,337
<b>Total Votes Cast</b>	<b>18,296</b>	<b>100.00%</b>		<b>982</b>	<b>239</b>	<b>17,075</b>
Overvotes	1			0	0	1
Undervotes	621			27	3	591
Contest Totals	18,918			1,009	242	17,667
Precincts Reporting	47 of 47					

**United States Representative District 5**

Vote For 1

	TOTAL	VOTE %		Election Day	Early Voting	Mail
TOM MCCLINTOCK	11,941	64.76%		880	195	10,866
MICHAEL J. "MIKE" BARKLEY	6,498	35.24%		112	44	6,342
<b>Total Votes Cast</b>	<b>18,439</b>	<b>100.00%</b>		<b>992</b>	<b>239</b>	<b>17,208</b>
Overvotes	2			0	0	2
Undervotes	477			17	3	457
Contest Totals	18,918			1,009	242	17,667
Precincts Reporting	47 of 47					

**State Senator District 4**

Vote For 1

	TOTAL	VOTE %		Election Day	Early Voting	Mail
MARIE ALVARADO-GIL	7,979	57.95%		375	103	7,501
TIM ROBERTSON	5,790	42.05%		292	59	5,439
<b>Total Votes Cast</b>	<b>13,769</b>	<b>100.00%</b>		<b>667</b>	<b>162</b>	<b>12,940</b>
Overvotes	24			2	1	21
Undervotes	5,125			340	79	4,706
Contest Totals	18,918			1,009	242	17,667
Precincts Reporting	47 of 47					

Unofficial Results  
 General Election  
 November 8, 2022

Amador County, California

**Member of the State Assembly District 1**

Vote For 1

	TOTAL	VOTE %		Election Day	Early Voting	Mail
MEGAN DAHLE	9,208	65.85%		606	119	8,483
BELLE STARR SANDWITH	4,775	34.15%		62	31	4,682
<b>Total Votes Cast</b>	<b>13,983</b>	<b>100.00%</b>		<b>668</b>	<b>150</b>	<b>13,165</b>
Overvotes	3			0	0	3
Undervotes	639			22	3	614
Contest Totals	14,625			690	153	13,782
Precincts Reporting	39 of 39					

**Member of the State Assembly District 9**

Vote For 1

	TOTAL	VOTE %		Election Day	Early Voting	Mail
HEATH FLORA	3,200	77.59%		280	78	2,842
MUSHTAQ A. TAHIRKHELI	924	22.41%		30	9	885
<b>Total Votes Cast</b>	<b>4,124</b>	<b>100.00%</b>		<b>310</b>	<b>87</b>	<b>3,727</b>
Overvotes	0			0	0	0
Undervotes	169			9	2	158
Contest Totals	4,293			319	89	3,885
Precincts Reporting	8 of 8					

**Elect Patricia Guerrero**

Vote For 1

	TOTAL	VOTE %		Election Day	Early Voting	Mail
Yes	7,666	53.28%		228	71	7,367
No	6,723	46.72%		540	125	6,058
<b>Total Votes Cast</b>	<b>14,389</b>	<b>100.00%</b>		<b>768</b>	<b>196</b>	<b>13,425</b>
Overvotes	5			0	0	5
Undervotes	4,524			241	46	4,237
Contest Totals	18,918			1,009	242	17,667
Precincts Reporting	47 of 47					

**Elect Goodwin Liu**

Vote For 1

	TOTAL	VOTE %		Election Day	Early Voting	Mail
Yes	7,578	53.22%		221	72	7,285
No	6,662	46.78%		538	126	5,998
<b>Total Votes Cast</b>	<b>14,240</b>	<b>100.00%</b>		<b>759</b>	<b>198</b>	<b>13,283</b>
Overvotes	6			0	0	6
Undervotes	4,672			250	44	4,378
Contest Totals	18,918			1,009	242	17,667
Precincts Reporting	47 of 47					

Unofficial Results  
General Election  
November 8, 2022

Amador County, California

**Elect Martin J. Jenkins**

Vote For 1

	TOTAL	VOTE %		Election Day	Early Voting	Mail
Yes	7,724	54.58%		238	74	7,412
No	6,428	45.42%		521	119	5,788
<b>Total Votes Cast</b>	<b>14,152</b>	<b>100.00%</b>		<b>759</b>	<b>193</b>	<b>13,200</b>
Overvotes	7			0	0	7
Undervotes	4,759			250	49	4,460
Contest Totals	18,918			1,009	242	17,667
Precincts Reporting	47 of 47					

**Elect Joshua P Groban**

Vote For 1

	TOTAL	VOTE %		Election Day	Early Voting	Mail
Yes	7,530	53.28%		253	80	7,197
No	6,602	46.72%		509	114	5,979
<b>Total Votes Cast</b>	<b>14,132</b>	<b>100.00%</b>		<b>762</b>	<b>194</b>	<b>13,176</b>
Overvotes	9			0	0	9
Undervotes	4,777			247	48	4,482
Contest Totals	18,918			1,009	242	17,667
Precincts Reporting	47 of 47					

**Elect Stacy Boulware Eurie**

Vote For 1

	TOTAL	VOTE %		Election Day	Early Voting	Mail
Yes	7,649	55.08%		227	70	7,352
No	6,238	44.92%		522	120	5,596
<b>Total Votes Cast</b>	<b>13,887</b>	<b>100.00%</b>		<b>749</b>	<b>190</b>	<b>12,948</b>
Overvotes	7			0	0	7
Undervotes	5,024			260	52	4,712
Contest Totals	18,918			1,009	242	17,667
Precincts Reporting	47 of 47					

**Elect Laurie M. Earl**

Vote For 1




	TOTAL	VOTE %		Election Day	Early Voting	Mail
Yes	7,286	52.61%		228	69	6,989
No	6,564	47.39%		520	122	5,922
<b>Total Votes Cast</b>	<b>13,850</b>	<b>100.00%</b>		<b>748</b>	<b>191</b>	<b>12,911</b>
Overvotes	8			0	0	8
Undervotes	5,060			261	51	4,748
Contest Totals	18,918			1,009	242	17,667
Precincts Reporting	47 of 47					

Unofficial Results  
 General Election  
 November 8, 2022

Amador County, California




**Elect Harry Hull**

Vote For 1

	TOTAL	VOTE %		Election Day	Early Voting	Mail
Yes	8,334	60.66%		348	98	7,888
No	5,404	39.34%		393	92	4,919
<b>Total Votes Cast</b>	<b>13,738</b>	<b>100.00%</b>		<b>741</b>	<b>190</b>	<b>12,807</b>
Overvotes	6			0	0	6
Undervotes	5,174			268	52	4,854
Contest Totals	18,918			1,009	242	17,667
Precincts Reporting	47 of 47					







**Elect Peter Krause**

Vote For 1

	TOTAL	VOTE %		Election Day	Early Voting	Mail
Yes	7,508	54.85%		245	82	7,181
No	6,180	45.15%		496	109	5,575
<b>Total Votes Cast</b>	<b>13,688</b>	<b>100.00%</b>		<b>741</b>	<b>191</b>	<b>12,756</b>
Overvotes	5			0	0	5
Undervotes	5,225			268	51	4,906
Contest Totals	18,918			1,009	242	17,667
Precincts Reporting	47 of 47					

**Superintendent of Public Instruction**

Vote For 1

	TOTAL	VOTE %		Election Day	Early Voting	Mail
LANCE RAY CHRISTENSEN	7,586	50.51%		500	130	6,956
TONY K. THURMOND	7,249	48.26%		255	54	6,940
Write-In: Invalid Write-in	185	1.23%		21	3	161
Write-In Totals	185	1.23%		21	3	161
Not Assigned	0	0.00%		0	0	0
<b>Total Votes Cast</b>	<b>15,020</b>	<b>100.00%</b>		<b>776</b>	<b>187</b>	<b>14,057</b>
Overvotes	15			1	0	14
Undervotes	3,883			232	55	3,596
Contest Totals	18,918			1,009	242	17,667
Precincts Reporting	47 of 47					

Unofficial Results  
 General Election  
 November 8, 2022

Amador County, California

**Amador County Unified School District Area 1**

Vote For 1

	TOTAL	VOTE %		Election Day	Early Voting	Mail
SHANE CROWE	1,544	52.39%		77	26	1,441
ANGELA WISE	1,380	46.83%		89	22	1,269
Write-In: Invalid Write-in	23	0.78%		5	0	18
Write-In Totals	23	0.78%		5	0	18
Not Assigned	0	0.00%		0	0	0
<b>Total Votes Cast</b>	<b>2,947</b>	<b>100.00%</b>		<b>171</b>	<b>48</b>	<b>2,728</b>
Overvotes	1			0	0	1
Undervotes	716			40	6	670
Contest Totals	3,664			211	54	3,399
Precincts Reporting	9 of 9					

**Amador County Unified School District Area 2**

Vote For 1

	TOTAL	VOTE %		Election Day	Early Voting	Mail
KAYLA PARKER	1,995	65.43%		134	38	1,823
BOB ENYEART	587	19.25%		65	15	507
ORAL M. CUSTER	446	14.63%		42	7	397
Write-In: Invalid Write-in	21	0.69%		3	0	18
Write-In Totals	21	0.69%		3	0	18
Not Assigned	0	0.00%		0	0	0
<b>Total Votes Cast</b>	<b>3,049</b>	<b>100.00%</b>		<b>244</b>	<b>60</b>	<b>2,745</b>
Overvotes	17			0	0	17
Undervotes	650			33	12	605
Contest Totals	3,716			277	72	3,367
Precincts Reporting	7 of 7					

**County Supervisor District 5**

Vote For 1

	TOTAL	VOTE %		Election Day	Early Voting	Mail
BRIAN ONETO	2,075	53.47%		143	28	1,904
JAMIE LUBENKO	1,806	46.53%		42	11	1,753
<b>Total Votes Cast</b>	<b>3,881</b>	<b>100.00%</b>		<b>185</b>	<b>39</b>	<b>3,657</b>
Overvotes	1			0	0	1
Undervotes	114			7	3	104
Contest Totals	3,996			192	42	3,762
Precincts Reporting	12 of 12					

Unofficial Results  
General Election  
November 8, 2022

Amador County, California

**Sheriff-Coroner**

Vote For 1

	TOTAL	VOTE %	Election Day	Early Voting	Mail
GARY W. REDMAN	9,662	53.55%	356	98	9,208
RYAN GILLASPIE	8,382	46.45%	621	132	7,629
<b>Total Votes Cast</b>	<b>18,044</b>	<b>100.00%</b>	<b>977</b>	<b>230</b>	<b>16,837</b>
Overvotes	5		0	0	5
Undervotes	869		32	12	825
Contest Totals	18,918		1,009	242	17,667
Precincts Reporting	47 of 47				

**City of Ione Councilmember - Full Term**

Vote For 3

	TOTAL	VOTE %	Election Day	Early Voting	Mail
JACK MITCHELL	1,306	24.15%	88	23	1,195
ALISON LAFAYNE	965	17.85%	73	17	875
DOMINIC ATLAN	863	15.96%	42	17	804
GREG MORRIS	812	15.02%	48	11	753
CARL JACKSON	566	10.47%	63	11	492
LARRY CAPUTO	452	8.36%	18	6	428
RODNEY PLAMONDON	392	7.25%	23	13	356
Write-In: Invalid Write-in	47	0.87%	2	0	45
Write-In Totals	51	0.94%	3	0	48
Not Assigned	4	0.07%	1	0	3
<b>Total Votes Cast</b>	<b>5,407</b>	<b>100.00%</b>	<b>358</b>	<b>98</b>	<b>4,951</b>
Overvotes	9		0	0	9
Undervotes	2,042		176	37	1,829
Contest Totals	7,458		534	135	6,789
Precincts Reporting	2 of 2				

**City of Ione Councilmember - Short Term**

Vote For 1






	TOTAL	VOTE %	Election Day	Early Voting	Mail
STACY RHOADES	1,635	71.84%	117	25	1,493
DANIEL EPPERSON	630	27.68%	45	16	569
Write-In: Invalid Write-in	11	0.48%	0	0	11
Write-In Totals	11	0.48%	0	0	11
Not Assigned	0	0.00%	0	0	0
<b>Total Votes Cast</b>	<b>2,276</b>	<b>100.00%</b>	<b>162</b>	<b>41</b>	<b>2,073</b>
Overvotes	0		0	0	0
Undervotes	210		16	4	190
Contest Totals	2,486		178	45	2,263
Precincts Reporting	2 of 2				

Unofficial Results  
 General Election  
 November 8, 2022

Amador County, California






**City of Plymouth Councilmember**

Vote For 2

	TOTAL	VOTE %	Election Day	Early Voting	Mail
MIKE MCLAUGHLIN	443	51.45% 	17	4	422
VALERIE KLINEFELTER	243	28.22% 	6	2	235
PETER AMORUSO	173	20.09% 	7	0	166
Write-In: Invalid Write-in	2	0.23% 	1	0	1
Write-In Totals	2	0.23%	1	0	1
Not Assigned	0	0.00%	0	0	0
<b>Total Votes Cast</b>	<b>861</b>	<b>100.00%</b> 	<b>31</b>	<b>6</b>	<b>824</b>
Overvotes	0		0	0	0
Undervotes	217		15	4	198
Contest Totals	1,078		46	10	1,022
Precincts Reporting	1 of 1				




**City of Sutter Creek Councilmember**

Vote For 2

	TOTAL	VOTE %	Election Day	Early Voting	Mail
JIM SWIFT	767	38.03% 	27	11	729
SUSAN FEIST	633	31.38% 	18	5	610
LINDA RIANDA	593	29.40% 	21	6	566
Write-In: Invalid Write-in	21	1.04% 	0	0	21
Write-In Totals	24	1.19%	0	0	24
Not Assigned	3	0.15%	0	0	3
<b>Total Votes Cast</b>	<b>2,017</b>	<b>100.00%</b> 	<b>66</b>	<b>22</b>	<b>1,929</b>
Overvotes	0		0	0	0
Undervotes	709		42	10	657
Contest Totals	2,726		108	32	2,586
Precincts Reporting	2 of 2				

**City of Sutter Creek Treasurer**

Vote For 1

	TOTAL	VOTE %	Election Day	Early Voting	Mail
VICTORIA RUNQUIST	935	97.91% 	32	10	893
Write-In: Invalid Write-in	20	2.09% 	2	0	18
Write-In Totals	20	2.09%	2	0	18
Not Assigned	0	0.00%	0	0	0
<b>Total Votes Cast</b>	<b>955</b>	<b>100.00%</b> 	<b>34</b>	<b>10</b>	<b>911</b>
Overvotes	0		0	0	0
Undervotes	408		20	6	382
Contest Totals	1,363		54	16	1,293
Precincts Reporting	2 of 2				

Unofficial Results  
 General Election  
 November 8, 2022

Amador County, California

**Amador Water Agency District 5**

Vote For 1

	TOTAL	VOTE %	Election Day	Early Voting	Mail
KEN H. DEEVER	1,807	52.54%	81	21	1,705
RICK MILLER	916	26.64%	54	12	850
BOB SERATTE	701	20.38%	18	5	678
Write-In: Invalid Write-in	15	0.44%	1	0	14
Write-In Totals	15	0.44%	1	0	14
Not Assigned	0	0.00%	0	0	0
<b>Total Votes Cast</b>	<b>3,439</b>	<b>100.00%</b>	<b>154</b>	<b>38</b>	<b>3,247</b>
Overvotes	3		0	0	3
Undervotes	554		38	4	512
Contest Totals	3,996		192	42	3,762
Precincts Reporting	12 of 12				

**Proposition 1 - Majority Vote Required**

Vote For 1

	TOTAL	VOTE %	Election Day	Early Voting	Mail
No	9,216	50.67%	728	154	8,334
Yes	8,974	49.33%	252	77	8,645
<b>Total Votes Cast</b>	<b>18,190</b>	<b>100.00%</b>	<b>980</b>	<b>231</b>	<b>16,979</b>
Overvotes	6		0	0	6
Undervotes	722		29	11	682
Contest Totals	18,918		1,009	242	17,667
Precincts Reporting	47 of 47				

**Proposition 26 - Majority Vote Require**

Vote For 1

	TOTAL	VOTE %	Election Day	Early Voting	Mail
No	14,314	78.39%	757	181	13,376
Yes	3,947	21.61%	226	50	3,671
<b>Total Votes Cast</b>	<b>18,261</b>	<b>100.00%</b>	<b>983</b>	<b>231</b>	<b>17,047</b>
Overvotes	4		0	0	4
Undervotes	653		26	11	616
Contest Totals	18,918		1,009	242	17,667
Precincts Reporting	47 of 47				

**Proposition 27 - Majority Vote Require**

Vote For 1

	TOTAL	VOTE %	Election Day	Early Voting	Mail
No	16,189	88.23%	814	207	15,168
Yes	2,160	11.77%	167	26	1,967
<b>Total Votes Cast</b>	<b>18,349</b>	<b>100.00%</b>	<b>981</b>	<b>233</b>	<b>17,135</b>
Overvotes	5		0	0	5
Undervotes	564		28	9	527
Contest Totals	18,918		1,009	242	17,667
Precincts Reporting	47 of 47				

Unofficial Results  
 General Election  
 November 8, 2022

Amador County, California

**Proposition 28 - Majority Vote Require**

Vote For 1

	TOTAL	VOTE %		Election Day	Early Voting	Mail
Yes	9,316	51.52%		358	87	8,871
No	8,767	48.48%		615	147	8,005
<b>Total Votes Cast</b>	<b>18,083</b>	<b>100.00%</b>		<b>973</b>	<b>234</b>	<b>16,876</b>
Overvotes	8			0	0	8
Undervotes	827			36	8	783
Contest Totals	18,918			1,009	242	17,667
Precincts Reporting	47 of 47					

**Proposition 29 - Majority Vote Require**

Vote For 1

	TOTAL	VOTE %		Election Day	Early Voting	Mail
No	14,569	80.23%		772	201	13,596
Yes	3,590	19.77%		195	31	3,364
<b>Total Votes Cast</b>	<b>18,159</b>	<b>100.00%</b>		<b>967</b>	<b>232</b>	<b>16,960</b>
Overvotes	10			0	0	10
Undervotes	749			42	10	697
Contest Totals	18,918			1,009	242	17,667
Precincts Reporting	47 of 47					

**Proposition 30 - Majority Vote Require**

Vote For 1

	TOTAL	VOTE %		Election Day	Early Voting	Mail
No	12,643	69.29%		824	185	11,634
Yes	5,604	30.71%		150	50	5,404
<b>Total Votes Cast</b>	<b>18,247</b>	<b>100.00%</b>		<b>974</b>	<b>235</b>	<b>17,038</b>
Overvotes	2			0	0	2
Undervotes	669			35	7	627
Contest Totals	18,918			1,009	242	17,667
Precincts Reporting	47 of 47					

**Proposition 31 - Majority Vote Require**

Vote For 1

	TOTAL	VOTE %		Election Day	Early Voting	Mail
Yes	9,536	52.34%		333	94	9,109
No	8,684	47.66%		642	139	7,903
<b>Total Votes Cast</b>	<b>18,220</b>	<b>100.00%</b>		<b>975</b>	<b>233</b>	<b>17,012</b>
Overvotes	13			0	0	13
Undervotes	685			34	9	642
Contest Totals	18,918			1,009	242	17,667
Precincts Reporting	47 of 47					

Unofficial Results  
 General Election  
 November 8, 2022

Amador County, California

**Measure H - 55% Vote Required**

Vote For 1

	TOTAL	VOTE %		Election Day	Early Voting	Mail
Bonds No	10,288	56.52%		663	151	9,474
Bonds Yes	7,915	43.48%		314	82	7,519
<b>Total Votes Cast</b>	<b>18,203</b>	<b>100.00%</b>		<b>977</b>	<b>233</b>	<b>16,993</b>
Overvotes	2			0	0	2
Undervotes	713			32	9	672
Contest Totals	18,918			1,009	242	17,667
Precincts Reporting	47 of 47					

**Measure J- 2/3 Vote Required**

Vote For 1

	TOTAL	VOTE %		Election Day	Early Voting	Mail
Yes	10,116	56.12%		340	88	9,688
No	7,911	43.88%		619	143	7,149
<b>Total Votes Cast</b>	<b>18,027</b>	<b>100.00%</b>		<b>959</b>	<b>231</b>	<b>16,837</b>
Overvotes	4			0	0	4
Undervotes	887			50	11	826
Contest Totals	18,918			1,009	242	17,667
Precincts Reporting	47 of 47					

**Measure E - Majority Vote Required**

Vote For 1

	TOTAL	VOTE %		Election Day	Early Voting	Mail
No	301	60.81%		11	1	289
Yes	194	39.19%		9	4	181
<b>Total Votes Cast</b>	<b>495</b>	<b>100.00%</b>		<b>20</b>	<b>5</b>	<b>470</b>
Overvotes	1			0	0	1
Undervotes	43			3	0	40
Contest Totals	539			23	5	511
Precincts Reporting	1 of 1					

**Measure G - Majority Vote Required**

Vote For 1

	TOTAL	VOTE %		Election Day	Early Voting	Mail
No	312	62.78%		12	1	299
Yes	185	37.22%		8	4	173
<b>Total Votes Cast</b>	<b>497</b>	<b>100.00%</b>		<b>20</b>	<b>5</b>	<b>472</b>
Overvotes	0			0	0	0
Undervotes	42			3	0	39
Contest Totals	539			23	5	511
Precincts Reporting	1 of 1					