




STATEMENT OF VOTE


**GENERAL ELECTION
NOVEMBER 8, 2022**

**KIMBERLY L. GRADY
REGISTRAR OF VOTERS**



VOTER'S CHOICE
AMADOR COUNTY

You choose when, where, and how to vote

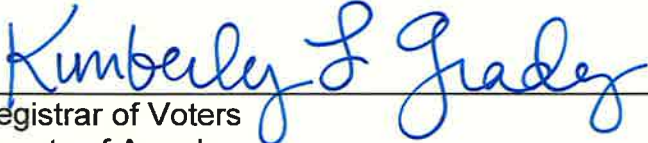


**CERTIFICATION OF
COUNTY CLERK/REGISTRAR OF VOTERS
OF THE RESULTS OF THE CANVASS
OF THE NOVEMBER 8, 2022,
GENERAL ELECTION**

STATE OF CALIFORNIA }
COUNTY OF AMADOR } ss.

I, Kimberly L. Grady, County Clerk/Registrar of Voters of Amador County, do hereby certify that, in pursuance to the provisions of Elections Code Section 15300, et seq., I did canvass the results of the votes cast in the General Election held in said County on November 8, 2022, for measures and contests that were submitted to the vote of the voters, and that the Statement of Votes Cast, to which this certificate is attached, is full, true and correct.

I hereby set my hand and official seal this 21st day of November, 2022 at the County of Amador.



Registrar of Voters
County of Amador
State of California



**HELP AMERICA VOTE ACT OF 2002
CERTIFICATION OF ELECTIONS OFFICIAL**

STATE OF CALIFORNIA }
COUNTY OF AMADOR } ss.

Pursuant to the statewide voter registration list requirements set forth in the Help America Vote Act of 2002 (HAVA) 52 U.S.C § 21083),

I, Kimberly L. Grady, County Clerk/Registrar of Voters for the County of Amador, State of California, hereby certify that I complied with all provisions of Chapter 2 of Division 7 of Title 2 of the California Code of Regulations for the Federal election held on the 8th day of November 2022, in the County of Amador, State of California, and all elections consolidated therewith.

I hereby set my hand and official seal this 21st day of November, 2022 at the County of Amador.

Kimberly L Grady

Registrar of Voters
County of Amador
State of California



TABLE OF CONTENTS

Office Type	Contests	Page #
Statistics	Registration and Turnout Information	1-2
Voter-Nominated	Governor, Lieutenant Governor	2-4
	Secretary of State, Controller	5-6
	Treasurer, Attorney General	7-8
	Insurance Commissioner, Board of Equalization District #1	9-10
	United States Senator – Full Term, United States Senator – Unexpired Term	11-12
	United States Representative District #5, State Senator District #4	13-14
	Member of State Assembly District #1, Member of State Assembly District #9	15-16
Judicial	Elect – Patricia Guerrero, Elect – Goodwin Liu	17-18
	Elect – Martin J. Jenkins, Elect – Joshua P. Groban	19-20
	Elect – Stacy Boulware Eurie, Elect – Laurie M. Earl	21-22
	Elect – Harry Hull, Elect – Peter Krause	23-24
	Superintendent of Public Instruction	25-26
School Districts	Amador County Unified School District Area 1	27
	Amador County Unified School District Area 2	28
County	County Supervisor District #5, Sheriff-Coroner	29-30
City Offices	Ione Councilmember – Full Term	31
	Ione Councilmember – Short Term	32
	Plymouth Councilmember	33
	Sutter Creek Councilmember	34
	Sutter Creek Treasurer	35
Special Districts	Amador Water Agency District #5	36
State Propositions	Proposition #1, Proposition #26	37-38
	Proposition #27, Proposition #28	39-40
	Proposition #29, Proposition #30	41-42
Local Measures	Proposition #31, Measure H	43-44
	Measure J, Measure E	45-46
	Measure G	47

Attachments will follow page 47 of the Statement of Vote:

- 1% Manual Tally Report
- List of Voting Centers and Drop Boxes
- Regular Precinct to Voting Precinct Cross Reference

	STATISTICS			
	Registered Voters - Total	Ballots Cast - Total	Ballots Cast - Blank	Voter Turnout - Total
CP01	1,287	956	1	74.28%
CP02	1,063	724	0	68.11%
CP03	771	549	0	71.21%
CP04	889	714	0	80.31%
CP05	545	421	0	77.25%
CP06	2,227	1,578	0	70.86%
CP07	1,348	908	0	67.36%
CP08	588	460	0	78.23%
CP09	128	90	0	70.31%
CP10	300	171	0	57%
CP11	150	119	0	79.33%
CP12	1,114	842	0	75.58%
CP13	653	476	0	72.89%
CP14	965	686	0	71.09%
CP15	1,373	983	0	71.6%
CP16	833	555	0	66.63%
CP17	801	572	0	71.41%
CP18	1,039	791	0	76.13%
CP19	487	385	0	79.06%
CP20	766	572	0	74.67%
CP21	636	479	0	75.31%
CP22	716	539	0	75.28%
CP23	796	638	0	80.15%
CP24	855	680	0	79.53%
CP25	85	65	0	76.47%
CP26	42	36	0	85.71%
CP27	220	142	0	64.55%
CP28	676	528	1	78.11%
CP29	857	661	0	77.13%
CP30	770	479	0	62.21%
CP31	857	577	0	67.33%
CP32	41	30	0	73.17%

	STATISTICS			Voter Turnout - Total
	Registered Voters - Total	Ballots Cast - Total	Ballots Cast - Blank	
CP33	14	10	0	71.43%
CP34	141	108	0	76.6%
CP35	98	64	0	65.31%
CP36	142	94	0	66.2%
CP37	28	25	0	89.29%
CP38	100	79	0	79%
CP39	100	78	0	78%
CP40	63	50	0	79.37%
CP41	618	442	1	71.52%
CP42	112	66	0	58.93%
CP43	71	56	0	78.87%
CP44	103	72	0	69.9%
CP45	48	34	0	70.83%
CP46	384	295	0	76.82%
CP47	51	39	0	76.47%
Totals	25,951	18,918	3	

	Governor						Lieutenant Governor					
	VOTE FOR 1						VOTE FOR 1					
	47 of 47 Precincts Reporting						47 of 47 Precincts Reporting					
	BRIAN DAHLE	GAVIN NEWSOM	Total Votes Cast	Overvotes	Undervotes	Contest Total	ANGELA E. UNDERWOOD JACOBS	ELENI KOUNALAKIS	Total Votes Cast	Overvotes	Undervotes	Contest Total
CP01	592	351	943	0	13	956	547	374	921	0	35	956
CP02	458	257	715	1	8	724	439	262	701	0	23	724
CP03	289	253	542	0	7	549	268	259	527	0	22	549
CP04	514	190	704	0	10	714	499	201	700	0	14	714
CP05	298	114	412	0	9	421	288	124	412	0	9	421
CP06	1,147	412	1,559	0	19	1,578	1,092	447	1,539	1	38	1,578
CP07	693	208	901	0	7	908	654	237	891	0	17	908
CP08	361	95	456	0	4	460	340	102	442	0	18	460
CP09	71	17	88	0	2	90	71	18	89	0	1	90

	Governor						Lieutenant Governor					
	VOTE FOR 1						VOTE FOR 1					
	47 of 47 Precincts Reporting						47 of 47 Precincts Reporting					
	BRIAN DAHLE	GAVIN NEWSOM	Total Votes Cast	Overvotes	Undervotes	Contest Total	ANGELA E. UNDERWOOD JACOBS	ELENI KOJUNALAKIS	Total Votes Cast	Overvotes	Undervotes	Contest Total
CP10	120	48	168	0	3	171	117	48	165	0	6	171
CP11	39	80	119	0	0	119	36	80	116	0	3	119
CP12	567	259	826	1	15	842	543	271	814	0	28	842
CP13	307	164	471	0	5	476	303	162	465	0	11	476
CP14	460	219	679	0	7	686	440	229	669	0	17	686
CP15	635	334	969	0	14	983	598	361	959	0	24	983
CP16	358	192	550	0	5	555	330	209	539	0	16	555
CP17	348	216	564	0	8	572	321	231	552	1	19	572
CP18	436	335	771	0	20	791	413	348	761	0	30	791
CP19	266	116	382	0	3	385	246	129	375	0	10	385
CP20	382	180	562	0	10	572	369	188	557	0	15	572
CP21	326	147	473	0	6	479	314	153	467	0	12	479
CP22	361	170	531	0	8	539	348	173	521	0	18	539
CP23	386	237	623	0	15	638	371	243	614	0	24	638
CP24	437	233	670	0	10	680	408	250	658	0	22	680
CP25	43	21	64	0	1	65	40	24	64	0	1	65
CP26	29	7	36	0	0	36	28	8	36	0	0	36
CP27	71	70	141	0	1	142	63	74	137	0	5	142
CP28	361	160	521	0	7	528	347	165	512	0	16	528
CP29	455	199	654	0	7	661	425	216	641	0	20	661
CP30	342	133	475	0	4	479	323	149	472	0	7	479
CP31	464	107	571	1	5	577	443	123	566	0	11	577
CP32	18	12	30	0	0	30	17	11	28	0	2	30
CP33	9	1	10	0	0	10	9	1	10	0	0	10
CP34	81	26	107	0	1	108	77	29	106	0	2	108
CP35	55	8	63	0	1	64	55	9	64	0	0	64
CP36	80	13	93	0	1	94	78	15	93	0	1	94
CP37	12	13	25	0	0	25	11	14	25	0	0	25
CP38	47	30	77	0	2	79	39	36	75	0	4	79
CP39	41	35	76	0	2	78	40	37	77	0	1	78

	Governor						Lieutenant Governor					
	VOTE FOR 1						VOTE FOR 1					
	47 of 47 Precincts Reporting						47 of 47 Precincts Reporting					
	BRIAN DAHLE	GAVIN NEWSOM	Total Votes Cast	Overvotes	Undervotes	Contest Total	ANGELA E. UNDERWOOD JACOBS	ELENI KOJUNALAKIS	Total Votes Cast	Overvotes	Undervotes	Contest Total
CP40	35	15	50	0	0	50	35	13	48	0	2	50
CP41	295	138	433	0	9	442	288	142	430	0	12	442
CP42	44	19	63	0	3	66	41	18	59	0	7	66
CP43	30	26	56	0	0	56	29	27	56	0	0	56
CP44	44	26	70	0	2	72	44	27	71	0	1	72
CP45	24	9	33	0	1	34	21	11	32	0	2	34
CP46	182	109	291	0	4	295	172	111	283	0	12	295
CP47	15	23	38	0	1	39	14	24	38	0	1	39
Totals	12,628	6,027	18,655	3	260	18,918	11,994	6,383	18,377	2	539	18,918

	Secretary of State						Controller					
	VOTE FOR 1						VOTE FOR 1					
	47 of 47 Precincts Reporting						47 of 47 Precincts Reporting					
	ROB BERNOSKY	SHIRLEY N. WEBER	Total Votes Cast	Overvotes	Undervotes	Contest Total	MALIA M. COHEN	LANHEE J. CHEN	Total Votes Cast	Overvotes	Undervotes	Contest Total
CP01	539	382	921	0	35	956	338	574	912	0	44	956
CP02	441	259	700	0	24	724	241	451	692	0	32	724
CP03	268	260	528	0	21	549	231	284	515	0	34	549
CP04	497	203	700	0	14	714	171	522	693	0	21	714
CP05	284	128	412	0	9	421	119	291	410	0	11	421
CP06	1,090	449	1,539	0	39	1,578	397	1,129	1,526	0	52	1,578
CP07	660	229	889	0	19	908	220	665	885	0	23	908
CP08	343	98	441	0	19	460	94	349	443	0	17	460
CP09	70	19	89	0	1	90	17	72	89	0	1	90
CP10	119	48	167	0	4	171	44	122	166	0	5	171
CP11	36	82	118	0	1	119	76	41	117	0	2	119
CP12	544	276	820	0	22	842	249	567	816	0	26	842
CP13	304	165	469	0	7	476	147	319	466	0	10	476
CP14	441	232	673	0	13	686	217	447	664	0	22	686
CP15	597	359	956	0	27	983	324	621	945	0	38	983
CP16	333	209	542	0	13	555	190	348	538	0	17	555
CP17	316	235	551	1	20	572	214	328	542	0	30	572
CP18	418	344	762	0	29	791	311	443	754	0	37	791
CP19	246	131	377	0	8	385	118	256	374	0	11	385
CP20	362	192	554	0	18	572	184	363	547	0	25	572
CP21	315	153	468	0	11	479	139	325	464	0	15	479
CP22	338	179	517	0	22	539	150	361	511	0	28	539
CP23	372	238	610	0	28	638	219	384	603	0	35	638
CP24	402	259	661	0	19	680	228	422	650	0	30	680
CP25	40	25	65	0	0	65	21	44	65	0	0	65
CP26	27	9	36	0	0	36	6	30	36	0	0	36
CP27	66	71	137	0	5	142	66	71	137	0	5	142
CP28	353	160	513	0	15	528	137	370	507	0	21	528
CP29	427	218	645	0	16	661	201	440	641	0	20	661
CP30	325	145	470	0	9	479	133	330	463	0	16	479

	Secretary of State						Controller					
	VOTE FOR 1						VOTE FOR 1					
	47 of 47 Precincts Reporting						47 of 47 Precincts Reporting					
	ROB BERNOSKY	SHIRLEY N. WEBER	Total Votes Cast	Overvotes	Undervotes	Contest Total	MALIA M. COHEN	LANHEE J. CHEN	Total Votes Cast	Overvotes	Undervotes	Contest Total
CP31	449	120	569	0	8	577	115	453	568	0	9	577
CP32	17	10	27	0	3	30	8	20	28	0	2	30
CP33	9	1	10	0	0	10	1	9	10	0	0	10
CP34	80	26	106	0	2	108	23	83	106	0	2	108
CP35	56	6	62	0	2	64	7	55	62	0	2	64
CP36	77	16	93	0	1	94	15	78	93	0	1	94
CP37	11	14	25	0	0	25	13	12	25	0	0	25
CP38	40	34	74	0	5	79	33	43	76	0	3	79
CP39	37	40	77	0	1	78	36	40	76	0	2	78
CP40	33	15	48	0	2	50	16	30	46	0	4	50
CP41	283	143	426	0	16	442	128	292	420	0	22	442
CP42	39	20	59	0	7	66	17	42	59	0	7	66
CP43	30	25	55	0	1	56	25	31	56	0	0	56
CP44	45	27	72	0	0	72	25	46	71	0	1	72
CP45	21	11	32	0	2	34	11	20	31	0	3	34
CP46	169	114	283	0	12	295	108	172	280	0	15	295
CP47	15	23	38	0	1	39	21	16	37	0	2	39
Totals	11,984	6,402	18,386	1	531	18,918	5,804	12,411	18,215	0	703	18,918

	Treasurer						Attorney General					
	VOTE FOR 1						VOTE FOR 1					
	47 of 47 Precincts Reporting						47 of 47 Precincts Reporting					
	FIONA MA	JACK M. GUERRERO	Total Votes Cast	Overvotes	Undervotes	Contest Total	ROB BONTA	NATHAN HOCHMAN	Total Votes Cast	Overvotes	Undervotes	Contest Total
CP01	358	564	922	0	34	956	368	549	917	0	39	956
CP02	256	439	695	0	29	724	255	439	694	0	30	724
CP03	255	264	519	0	30	549	242	280	522	0	27	549
CP04	196	496	692	1	21	714	196	494	690	1	23	714
CP05	128	281	409	0	12	421	124	286	410	0	11	421
CP06	447	1,086	1,533	0	45	1,578	437	1,094	1,531	0	47	1,578
CP07	238	652	890	0	18	908	233	652	885	0	23	908
CP08	101	341	442	0	18	460	106	339	445	0	15	460
CP09	17	70	87	0	3	90	17	71	88	0	2	90
CP10	50	116	166	0	5	171	47	118	165	0	6	171
CP11	81	36	117	0	2	119	80	38	118	0	1	119
CP12	275	541	816	0	26	842	277	542	819	0	23	842
CP13	165	301	466	0	10	476	160	306	466	0	10	476
CP14	217	443	660	0	26	686	221	442	663	0	23	686
CP15	352	594	946	0	37	983	351	606	957	0	26	983
CP16	206	337	543	0	12	555	199	338	537	1	17	555
CP17	222	324	546	0	26	572	231	317	548	0	24	572
CP18	342	413	755	0	36	791	328	425	753	0	38	791
CP19	127	246	373	0	12	385	125	250	375	0	10	385
CP20	193	359	552	0	20	572	193	361	554	0	18	572
CP21	160	303	463	0	16	479	158	305	463	0	16	479
CP22	170	344	514	1	24	539	176	339	515	0	24	539
CP23	237	366	603	0	35	638	247	366	613	0	25	638
CP24	244	406	650	0	30	680	254	400	654	0	26	680
CP25	24	40	64	0	1	65	26	38	64	0	1	65
CP26	9	27	36	0	0	36	8	28	36	0	0	36
CP27	67	70	137	0	5	142	73	65	138	0	4	142
CP28	157	350	507	0	21	528	156	356	512	0	16	528
CP29	211	432	643	0	18	661	212	430	642	0	19	661
CP30	148	326	474	0	5	479	143	328	471	0	8	479

	Treasurer						Attorney General					
	VOTE FOR 1						VOTE FOR 1					
	47 of 47 Precincts Reporting						47 of 47 Precincts Reporting					
	FIONA MA	JACK M. GUERRERO	Total Votes Cast	Overvotes	Undervotes	Contest Total	ROB BONTA	NATHAN HOCHMAN	Total Votes Cast	Overvotes	Undervotes	Contest Total
CP31	119	447	566	0	11	577	123	447	570	0	7	577
CP32	9	17	26	0	4	30	10	18	28	0	2	30
CP33	1	9	10	0	0	10	1	9	10	0	0	10
CP34	32	73	105	0	3	108	28	77	105	0	3	108
CP35	7	55	62	0	2	64	7	56	63	0	1	64
CP36	15	78	93	0	1	94	16	77	93	0	1	94
CP37	13	11	24	0	1	25	13	11	24	0	1	25
CP38	35	40	75	0	4	79	35	41	76	0	3	79
CP39	37	40	77	0	1	78	38	40	78	0	0	78
CP40	12	34	46	0	4	50	15	32	47	0	3	50
CP41	143	283	426	0	16	442	149	280	429	0	13	442
CP42	20	40	60	0	6	66	19	42	61	0	5	66
CP43	25	31	56	0	0	56	24	30	54	0	2	56
CP44	25	43	68	0	4	72	26	41	67	0	5	72
CP45	13	19	32	0	2	34	13	19	32	0	2	34
CP46	113	170	283	0	12	295	112	172	284	0	11	295
CP47	22	15	37	0	2	39	23	14	37	0	2	39
Totals	6,294	11,972	18,266	2	650	18,918	6,295	12,008	18,303	2	613	18,918

	Insurance Commissioner						Member, State Board of Equalization District 1					
	VOTE FOR 1						VOTE FOR 1					
	47 of 47 Precincts Reporting						47 of 47 Precincts Reporting					
	ROBERT HOWELL	RICARDO LARA	Total Votes Cast	Overvotes	Undervotes	Contest Total	JOSE S. ALTAMIRANO	TED GAINES	Total Votes Cast	Overvotes	Undervotes	Contest Total
CP01	554	360	914	0	42	956	335	568	903	0	53	956
CP02	416	271	687	0	37	724	236	450	686	0	38	724
CP03	278	242	520	0	29	549	226	291	517	0	32	549
CP04	493	195	688	1	25	714	185	498	683	1	30	714
CP05	281	126	407	0	14	421	116	285	401	0	20	421
CP06	1,072	452	1,524	0	54	1,578	387	1,129	1,516	0	62	1,578
CP07	658	227	885	0	23	908	206	676	882	0	26	908
CP08	343	98	441	0	19	460	90	352	442	0	18	460
CP09	70	17	87	0	3	90	13	72	85	0	5	90
CP10	116	47	163	0	8	171	42	121	163	0	8	171
CP11	38	78	116	0	3	119	75	39	114	0	5	119
CP12	547	274	821	0	21	842	252	560	812	0	30	842
CP13	302	163	465	0	11	476	153	311	464	0	12	476
CP14	438	222	660	0	26	686	209	446	655	0	31	686
CP15	586	362	948	0	35	983	323	620	943	0	40	983
CP16	331	203	534	0	21	555	189	347	536	0	19	555
CP17	316	230	546	0	26	572	217	330	547	0	25	572
CP18	405	342	747	0	44	791	312	433	745	0	46	791
CP19	244	127	371	0	14	385	112	260	372	0	13	385
CP20	356	192	548	0	24	572	169	378	547	0	25	572
CP21	298	160	458	0	21	479	143	317	460	0	19	479
CP22	341	173	514	0	25	539	153	354	507	0	32	539
CP23	366	234	600	0	38	638	222	375	597	0	41	638
CP24	394	257	651	0	29	680	225	417	642	0	38	680
CP25	41	23	64	0	1	65	24	40	64	0	1	65
CP26	29	7	36	0	0	36	7	28	35	0	1	36
CP27	66	70	136	0	6	142	65	70	135	0	7	142
CP28	343	164	507	0	21	528	143	370	513	0	15	528
CP29	424	217	641	0	20	661	208	431	639	0	22	661
CP30	315	151	466	0	13	479	133	334	467	0	12	479

	Insurance Commissioner						Member, State Board of Equalization District 1					
	VOTE FOR 1						VOTE FOR 1					
	47 of 47 Precincts Reporting						47 of 47 Precincts Reporting					
	ROBERT HOWELL	RICARDO LARA	Total Votes Cast	Overvotes	Undervotes	Contest Total	JOSE S. ALTAMIRANO	TED GAINES	Total Votes Cast	Overvotes	Undervotes	Contest Total
CP31	446	121	567	0	10	577	107	455	562	0	15	577
CP32	18	9	27	0	3	30	7	18	25	0	5	30
CP33	9	1	10	0	0	10	1	9	10	0	0	10
CP34	77	28	105	0	3	108	22	83	105	0	3	108
CP35	58	5	63	0	1	64	6	57	63	0	1	64
CP36	78	15	93	0	1	94	15	78	93	0	1	94
CP37	12	13	25	0	0	25	13	11	24	0	1	25
CP38	42	33	75	0	4	79	32	43	75	0	4	79
CP39	39	37	76	0	2	78	36	40	76	0	2	78
CP40	32	15	47	0	3	50	17	30	47	0	3	50
CP41	284	141	425	0	17	442	127	292	419	0	23	442
CP42	39	21	60	0	6	66	19	42	61	0	5	66
CP43	30	26	56	0	0	56	22	34	56	0	0	56
CP44	40	27	67	0	5	72	25	41	66	0	6	72
CP45	21	11	32	0	2	34	10	21	31	0	3	34
CP46	172	109	281	0	14	295	100	180	280	0	15	295
CP47	15	22	37	0	2	39	21	17	38	0	1	39
Totals	11,873	6,318	18,191	1	726	18,918	5,750	12,353	18,103	1	814	18,918

	United States Senator - Full Term						United States Senator - Partial/Unexpired Term					
	VOTE FOR 1						VOTE FOR 1					
	47 of 47 Precincts Reporting						47 of 47 Precincts Reporting					
	ALEX PADILLA	MARK P. MEUSER	Total Votes Cast	Overvotes	Undervotes	Contest Total	ALEX PADILLA	MARK P. MEUSER	Total Votes Cast	Overvotes	Undervotes	Contest Total
CP01	384	547	931	0	25	956	376	546	922	0	34	956
CP02	264	431	695	0	29	724	259	428	687	0	37	724
CP03	253	276	529	0	20	549	252	271	523	0	26	549
CP04	208	494	702	0	12	714	202	495	697	0	17	714
CP05	127	282	409	0	12	421	128	277	405	0	16	421
CP06	455	1,096	1,551	0	27	1,578	454	1,084	1,538	0	40	1,578
CP07	237	653	890	0	18	908	238	642	880	0	28	908
CP08	109	338	447	0	13	460	106	338	444	0	16	460
CP09	18	69	87	0	3	90	19	68	87	0	3	90
CP10	49	116	165	1	5	171	50	115	165	0	6	171
CP11	82	36	118	0	1	119	83	35	118	0	1	119
CP12	281	544	825	0	17	842	280	541	821	0	21	842
CP13	168	298	466	0	10	476	167	298	465	0	11	476
CP14	240	436	676	0	10	686	238	433	671	0	15	686
CP15	356	603	959	1	23	983	352	605	957	0	26	983
CP16	218	325	543	0	12	555	214	325	539	0	16	555
CP17	240	316	556	0	16	572	234	310	544	1	27	572
CP18	355	411	766	0	25	791	354	406	760	0	31	791
CP19	131	243	374	0	11	385	130	243	373	0	12	385
CP20	191	362	553	0	19	572	191	360	551	0	21	572
CP21	161	305	466	0	13	479	156	307	463	0	16	479
CP22	188	331	519	0	20	539	181	334	515	0	24	539
CP23	242	375	617	0	21	638	244	368	612	0	26	638
CP24	262	396	658	0	22	680	262	389	651	0	29	680
CP25	25	39	64	0	1	65	25	39	64	0	1	65
CP26	8	28	36	0	0	36	8	28	36	0	0	36
CP27	71	65	136	0	6	142	74	63	137	0	5	142
CP28	169	346	515	0	13	528	169	341	510	0	18	528
CP29	222	427	649	1	11	661	219	422	641	0	20	661
CP30	150	320	470	0	9	479	147	319	466	0	13	479

	United States Senator - Full Term						United States Senator - Partial/Unexpired Term					
	VOTE FOR 1						VOTE FOR 1					
	47 of 47 Precincts Reporting						47 of 47 Precincts Reporting					
	ALEX PADILLA	MARK P. MEUSER	Total Votes Cast	Overvotes	Undervotes	Contest Total	ALEX PADILLA	MARK P. MEUSER	Total Votes Cast	Overvotes	Undervotes	Contest Total
CP31	122	447	569	0	8	577	131	436	567	0	10	577
CP32	12	17	29	0	1	30	12	17	29	0	1	30
CP33	1	9	10	0	0	10	1	9	10	0	0	10
CP34	29	78	107	0	1	108	31	75	106	0	2	108
CP35	7	57	64	0	0	64	7	57	64	0	0	64
CP36	15	78	93	0	1	94	15	78	93	0	1	94
CP37	13	12	25	0	0	25	13	12	25	0	0	25
CP38	35	41	76	0	3	79	36	40	76	0	3	79
CP39	38	40	78	0	0	78	37	39	76	0	2	78
CP40	15	32	47	0	3	50	15	31	46	0	4	50
CP41	149	279	428	0	14	442	149	274	423	0	19	442
CP42	20	41	61	0	5	66	20	41	61	0	5	66
CP43	28	28	56	0	0	56	28	28	56	0	0	56
CP44	25	45	70	0	2	72	25	45	70	0	2	72
CP45	12	20	32	0	2	34	13	19	32	0	2	34
CP46	114	170	284	0	11	295	114	168	282	0	13	295
CP47	23	15	38	0	1	39	23	15	38	0	1	39
Totals	6,522	11,917	18,439	3	476	18,918	6,482	11,814	18,296	1	621	18,918

	United States Representative District 5						State Senator District 4					
	VOTE FOR 1						VOTE FOR 1					
	47 of 47 Precincts Reporting						47 of 47 Precincts Reporting					
	MICHAEL J. "MIKE" BARKLEY	TOM MCCLINTOCK	Total Votes Cast	Overvotes	Undervotes	Contest Total	MARIE ALVARADO-GIL	TOM ROBERTSON	Total Votes Cast	Overvotes	Undervotes	Contest Total
CP01	380	553	933	0	23	956	429	280	709	0	247	956
CP02	264	434	698	0	26	724	348	197	545	3	176	724
CP03	243	282	525	0	24	549	267	144	411	0	138	549
CP04	204	493	697	0	17	714	294	213	507	1	206	714
CP05	127	282	409	0	12	421	176	121	297	0	124	421
CP06	459	1,085	1,544	1	33	1,578	631	503	1,134	4	440	1,578
CP07	247	645	892	0	16	908	391	257	648	0	260	908
CP08	104	345	449	0	11	460	158	125	283	0	177	460
CP09	19	71	90	0	0	90	35	30	65	0	25	90
CP10	49	118	167	0	4	171	64	59	123	0	48	171
CP11	84	33	117	0	2	119	64	35	99	1	19	119
CP12	286	537	823	0	19	842	363	249	612	0	230	842
CP13	160	307	467	0	9	476	232	136	368	0	108	476
CP14	236	439	675	0	11	686	265	225	490	1	195	686
CP15	352	612	964	0	19	983	403	309	712	1	270	983
CP16	215	329	544	0	11	555	211	192	403	0	152	555
CP17	227	331	558	0	14	572	245	170	415	0	157	572
CP18	363	406	769	0	22	791	336	242	578	0	213	791
CP19	130	244	374	0	11	385	156	113	269	0	116	385
CP20	189	366	555	0	17	572	245	176	421	0	151	572
CP21	156	311	467	0	12	479	218	137	355	2	122	479
CP22	180	341	521	0	18	539	219	174	393	1	145	539
CP23	245	370	615	1	22	638	266	190	456	0	182	638
CP24	255	399	654	0	26	680	275	245	520	0	160	680
CP25	24	41	65	0	0	65	25	22	47	0	18	65
CP26	9	27	36	0	0	36	11	15	26	1	9	36
CP27	73	64	137	0	5	142	71	42	113	1	28	142
CP28	166	346	512	0	16	528	238	150	388	0	140	528
CP29	233	414	647	0	14	661	267	220	487	3	171	661
CP30	152	319	471	0	8	479	219	157	376	3	100	479

	United States Representative District 5						State Senator District 4					
	VOTE FOR 1						VOTE FOR 1					
	47 of 47 Precincts Reporting						47 of 47 Precincts Reporting					
	MICHAEL J. "MIKE" BARKLEY	TOM MCCLINTOCK	Total Votes Cast	Overvotes	Undervotes	Contest Total	MARIE ALVARADO-GIL	TIM ROBERTSON	Total Votes Cast	Overvotes	Undervotes	Contest Total
CP31	122	449	571	0	6	577	238	163	401	0	176	577
CP32	10	17	27	0	3	30	8	18	26	0	4	30
CP33	1	9	10	0	0	10	4	5	9	0	1	10
CP34	30	77	107	0	1	108	35	34	69	0	39	108
CP35	7	55	62	0	2	64	26	15	41	0	23	64
CP36	16	77	93	0	1	94	37	31	68	0	26	94
CP37	12	13	25	0	0	25	16	4	20	0	5	25
CP38	36	42	78	0	1	79	34	22	56	0	23	79
CP39	36	40	76	0	2	78	34	30	64	0	14	78
CP40	16	31	47	0	3	50	20	18	38	0	12	50
CP41	149	276	425	0	17	442	173	146	319	0	123	442
CP42	24	40	64	0	2	66	25	20	45	0	21	66
CP43	27	29	56	0	0	56	24	18	42	0	14	56
CP44	25	44	69	0	3	72	23	28	51	0	21	72
CP45	13	19	32	0	2	34	12	10	22	0	12	34
CP46	118	166	284	0	11	295	133	87	220	2	73	295
CP47	25	13	38	0	1	39	15	13	28	0	11	39
Totals	6,498	11,941	18,439	2	477	18,918	7,979	5,790	13,769	24	5,125	18,918

	Member of the State Assembly District 1						Member of the State Assembly District 9					
	VOTE FOR 1						VOTE FOR 1					
	39 of 39 Precincts Reporting						8 of 8 Precincts Reporting					
	MEGAN DAHLE	BELLE STARR SANDWITZ	Total Votes Cast	Overvotes	Undervotes	Contest Total	MUSHTAQ A. TAHIRKHELI	HEATH FLORA	Total Votes Cast	Overvotes	Undervotes	Contest Total
CP01	576	330	906	0	50	956						
CP02	457	228	685	0	39	724						
CP03	297	220	517	0	32	549						
CP04	503	186	689	1	24	714						
CP05	285	118	403	0	18	421						
CP06							365	1,150	1,515	0	63	1,578
CP07							192	685	877	0	31	908
CP08							79	354	433	0	27	460
CP09							15	73	88	0	2	90
CP10							40	122	162	0	9	171
CP11	39	74	113	0	6	119						
CP12	560	256	816	0	26	842						
CP13	314	145	459	1	16	476						
CP14	452	214	666	0	20	686						
CP15	616	326	942	0	41	983						
CP16	347	186	533	0	22	555						
CP17	334	213	547	0	25	572						
CP18	429	323	752	0	39	791						
CP19	255	114	369	0	16	385						
CP20	370	177	547	0	25	572						
CP21	320	140	460	0	19	479						
CP22	352	155	507	1	31	539						
CP23	384	221	605	0	33	638						
CP24	414	231	645	0	35	680						
CP25	43	22	65	0	0	65						
CP26	29	7	36	0	0	36						
CP27	63	69	132	0	10	142						
CP28	363	140	503	0	25	528						
CP29	431	206	637	0	24	661						
CP30							126	336	462	0	17	479

	Member of the State Assembly District 1						Member of the State Assembly District 9					
	VOTE FOR 1						VOTE FOR 1					
	39 of 39 Precincts Reporting						8 of 8 Precincts Reporting					
	MEGAN DAHLE	BELLE STARR SANDWITZ	Total Votes Cast	Overvotes	Undervotes	Contest Total	MUSHTAQ A. TAHIRKHELLI	HEATH FLORA	Total Votes Cast	Overvotes	Undervotes	Contest Total
CP31							101	464	565	0	12	577
CP32							6	16	22	0	8	30
CP33	9	1	10	0	0	10						
CP34	80	25	105	0	3	108						
CP35	57	6	63	0	1	64						
CP36	78	15	93	0	1	94						
CP37	11	13	24	0	1	25						
CP38	43	31	74	0	5	79						
CP39	43	33	76	0	2	78						
CP40	31	15	46	0	4	50						
CP41	291	137	428	0	14	442						
CP42	45	16	61	0	5	66						
CP43	33	23	56	0	0	56						
CP44	47	23	70	0	2	72						
CP45	21	11	32	0	2	34						
CP46	173	103	276	0	19	295						
CP47	13	22	35	0	4	39						
Totals	9,208	4,775	13,983	3	639	14,625	924	3,200	4,124	0	169	4,293

	Elect Patricia Guerrero						Elect Goodwin Liu					
	VOTE FOR 1						VOTE FOR 1					
	47 of 47 Precincts Reporting						47 of 47 Precincts Reporting					
	Yes	No	Total Votes Cast	Overvotes	Undervotes	Contest Total	Yes	No	Total Votes Cast	Overvotes	Undervotes	Contest Total
CP01	425	277	702	0	254	956	416	282	698	0	258	956
CP02	285	239	524	0	200	724	279	233	512	0	212	724
CP03	297	135	432	0	117	549	283	142	425	0	124	549
CP04	246	275	521	0	193	714	251	260	511	0	203	714
CP05	155	146	301	0	120	421	159	134	293	0	128	421
CP06	629	602	1,231	0	347	1,578	608	614	1,222	0	356	1,578
CP07	340	355	695	0	213	908	328	364	692	0	216	908
CP08	157	198	355	0	105	460	151	203	354	0	106	460
CP09	17	40	57	0	33	90	18	37	55	0	35	90
CP10	77	64	141	0	30	171	74	68	142	0	29	171
CP11	67	22	89	0	30	119	68	21	89	0	30	119
CP12	340	314	654	0	188	842	339	299	638	0	204	842
CP13	198	169	367	1	108	476	199	168	367	1	108	476
CP14	285	245	530	0	156	686	286	241	527	0	159	686
CP15	435	305	740	0	243	983	412	319	731	0	252	983
CP16	244	196	440	1	114	555	235	197	432	2	121	555
CP17	253	196	449	1	122	572	253	187	440	0	132	572
CP18	340	241	581	0	210	791	340	236	576	0	215	791
CP19	148	140	288	0	97	385	151	136	287	0	98	385
CP20	222	238	460	0	112	572	230	230	460	0	112	572
CP21	198	176	374	0	105	479	195	167	362	1	116	479
CP22	218	176	394	2	143	539	210	188	398	2	139	539
CP23	262	206	468	0	170	638	269	196	465	0	173	638
CP24	266	236	502	0	178	680	274	224	498	0	182	680
CP25	25	19	44	0	21	65	25	19	44	0	21	65
CP26	13	14	27	0	9	36	10	16	26	0	10	36
CP27	74	39	113	0	29	142	72	38	110	0	32	142
CP28	201	201	402	0	126	528	198	202	400	0	128	528
CP29	242	243	485	0	176	661	243	241	484	0	177	661
CP30	191	178	369	0	110	479	192	176	368	0	111	479

	Elect Patricia Guerrero						Elect Goodwin Liu					
	VOTE FOR 1						VOTE FOR 1					
	47 of 47 Precincts Reporting						47 of 47 Precincts Reporting					
	Yes	No	Total Votes Cast	Overvotes	Undervotes	Contest Total	Yes	No	Total Votes Cast	Overvotes	Undervotes	Contest Total
CP31	182	285	467	0	110	577	186	273	459	0	118	577
CP32	11	10	21	0	9	30	11	10	21	0	9	30
CP33	2	4	6	0	4	10	3	4	7	0	3	10
CP34	45	39	84	0	24	108	40	45	85	0	23	108
CP35	18	27	45	0	19	64	15	29	44	0	20	64
CP36	25	52	77	0	17	94	22	51	73	0	21	94
CP37	10	8	18	0	7	25	10	10	20	0	5	25
CP38	35	20	55	0	24	79	30	20	50	0	29	79
CP39	41	27	68	0	10	78	41	29	70	0	8	78
CP40	16	23	39	0	11	50	20	19	39	0	11	50
CP41	194	154	348	0	94	442	193	150	343	0	99	442
CP42	29	23	52	0	14	66	26	26	52	0	14	66
CP43	27	18	45	0	11	56	28	17	45	0	11	56
CP44	30	24	54	0	18	72	28	25	53	0	19	72
CP45	9	13	22	0	12	34	13	9	22	0	12	34
CP46	125	103	228	0	67	295	126	100	226	0	69	295
CP47	17	8	25	0	14	39	18	7	25	0	14	39
Totals	7,666	6,723	14,389	5	4,524	18,918	7,578	6,662	14,240	6	4,672	18,918

	Elect Martin J. Jenkins						Elect Joshua P Groban					
	VOTE FOR 1						VOTE FOR 1					
	47 of 47 Precincts Reporting						47 of 47 Precincts Reporting					
	Yes	No	Total Votes Cast	Overvotes	Undervotes	Contest Total	Yes	No	Total Votes Cast	Overvotes	Undervotes	Contest Total
CP01	432	260	692	0	264	956	411	271	682	0	274	956
CP02	276	230	506	0	218	724	269	238	507	0	217	724
CP03	290	136	426	0	123	549	290	135	425	1	123	549
CP04	258	251	509	0	205	714	247	260	507	0	207	714
CP05	162	127	289	0	132	421	159	130	289	0	132	421
CP06	636	582	1,218	0	360	1,578	616	608	1,224	0	354	1,578
CP07	348	334	682	0	226	908	345	346	691	0	217	908
CP08	159	192	351	0	109	460	156	194	350	0	110	460
CP09	19	38	57	0	33	90	17	38	55	0	35	90
CP10	78	61	139	0	32	171	82	62	144	0	27	171
CP11	65	22	87	0	32	119	69	19	88	0	31	119
CP12	330	306	636	0	206	842	336	297	633	1	208	842
CP13	221	142	363	1	112	476	206	158	364	1	111	476
CP14	291	236	527	0	159	686	283	237	520	0	166	686
CP15	412	314	726	0	257	983	417	315	732	0	251	983
CP16	230	198	428	2	125	555	228	200	428	1	126	555
CP17	250	194	444	0	128	572	235	198	433	0	139	572
CP18	346	224	570	0	221	791	340	226	566	0	225	791
CP19	161	123	284	0	101	385	153	140	293	0	92	385
CP20	235	220	455	0	117	572	226	229	455	0	117	572
CP21	195	164	359	1	119	479	189	169	358	1	120	479
CP22	218	177	395	2	142	539	205	187	392	3	144	539
CP23	271	189	460	0	178	638	252	205	457	0	181	638
CP24	271	222	493	1	186	680	270	221	491	0	189	680
CP25	21	22	43	0	22	65	22	20	42	0	23	65
CP26	13	13	26	0	10	36	13	14	27	0	9	36
CP27	70	40	110	0	32	142	70	42	112	0	30	142
CP28	205	195	400	0	128	528	201	191	392	0	136	528
CP29	248	231	479	0	182	661	242	244	486	0	175	661
CP30	202	167	369	0	110	479	191	180	371	0	108	479

	Elect Martin J. Jenkins						Elect Joshua P Groban					
	VOTE FOR 1						VOTE FOR 1					
	47 of 47 Precincts Reporting						47 of 47 Precincts Reporting					
	Yes	No	Total Votes Cast	Overvotes	Undervotes	Contest Total	Yes	No	Total Votes Cast	Overvotes	Undervotes	Contest Total
CP31	193	270	463	0	114	577	184	268	452	1	124	577
CP32	12	10	22	0	8	30	12	11	23	0	7	30
CP33	1	4	5	0	5	10	2	4	6	0	4	10
CP34	47	36	83	0	25	108	46	41	87	0	21	108
CP35	17	28	45	0	19	64	16	29	45	0	19	64
CP36	23	53	76	0	18	94	20	53	73	0	21	94
CP37	9	10	19	0	6	25	9	11	20	0	5	25
CP38	30	20	50	0	29	79	28	18	46	0	33	79
CP39	41	28	69	0	9	78	42	27	69	0	9	78
CP40	19	20	39	0	11	50	19	20	39	0	11	50
CP41	185	158	343	0	99	442	186	157	343	0	99	442
CP42	26	26	52	0	14	66	25	28	53	0	13	66
CP43	27	18	45	0	11	56	26	18	44	0	12	56
CP44	29	22	51	0	21	72	31	20	51	0	21	72
CP45	12	9	21	0	13	34	10	12	22	0	12	34
CP46	121	100	221	0	74	295	118	102	220	0	75	295
CP47	19	6	25	0	14	39	16	9	25	0	14	39
Totals	7,724	6,428	14,152	7	4,759	18,918	7,530	6,602	14,132	9	4,777	18,918

	Elect Stacy Boulware Eurie						Elect Laurie M. Earl					
	VOTE FOR 1						VOTE FOR 1					
	47 of 47 Precincts Reporting						47 of 47 Precincts Reporting					
	Yes	No	Total Votes Cast	Overvotes	Undervotes	Contest Total	Yes	No	Total Votes Cast	Overvotes	Undervotes	Contest Total
CP01	408	268	676	0	280	956	401	267	668	0	288	956
CP02	256	247	503	0	221	724	267	234	501	0	223	724
CP03	284	132	416	0	133	549	275	140	415	1	133	549
CP04	243	254	497	0	217	714	227	269	496	1	217	714
CP05	157	128	285	0	136	421	155	130	285	0	136	421
CP06	637	559	1,196	1	381	1,578	605	583	1,188	0	390	1,578
CP07	367	314	681	0	227	908	331	344	675	0	233	908
CP08	153	186	339	0	121	460	146	194	340	0	120	460
CP09	18	36	54	0	36	90	20	37	57	0	33	90
CP10	76	63	139	0	32	171	72	66	138	0	33	171
CP11	68	18	86	0	33	119	65	21	86	0	33	119
CP12	330	293	623	0	219	842	318	306	624	0	218	842
CP13	204	150	354	1	121	476	198	157	355	1	120	476
CP14	276	238	514	0	172	686	265	251	516	0	170	686
CP15	436	279	715	0	268	983	398	318	716	0	267	983
CP16	245	177	422	1	132	555	222	195	417	2	136	555
CP17	248	172	420	0	152	572	231	191	422	0	150	572
CP18	327	227	554	0	237	791	306	243	549	0	242	791
CP19	163	126	289	0	96	385	152	136	288	0	97	385
CP20	230	221	451	0	121	572	223	223	446	0	126	572
CP21	194	158	352	1	126	479	183	166	349	1	129	479
CP22	218	171	389	2	148	539	202	187	389	2	148	539
CP23	260	181	441	1	196	638	253	189	442	0	196	638
CP24	273	211	484	0	196	680	261	227	488	0	192	680
CP25	23	20	43	0	22	65	24	20	44	0	21	65
CP26	10	17	27	0	9	36	11	15	26	0	10	36
CP27	68	39	107	0	35	142	68	40	108	0	34	142
CP28	191	198	389	0	139	528	185	203	388	0	140	528
CP29	252	225	477	0	184	661	234	240	474	0	187	661
CP30	203	167	370	0	109	479	191	179	370	0	109	479

	Elect Stacy Boulware Eurie						Elect Laurie M. Earl					
	VOTE FOR 1						VOTE FOR 1					
	47 of 47 Precincts Reporting						47 of 47 Precincts Reporting					
	Yes	No	Total Votes Cast	Overvotes	Undervotes	Contest Total	Yes	No	Total Votes Cast	Overvotes	Undervotes	Contest Total
CP31	203	245	448	0	129	577	187	258	445	0	132	577
CP32	11	11	22	0	8	30	13	10	23	0	7	30
CP33	2	4	6	0	4	10	1	5	6	0	4	10
CP34	49	35	84	0	24	108	42	43	85	0	23	108
CP35	19	23	42	0	22	64	19	22	41	0	23	64
CP36	28	46	74	0	20	94	23	52	75	0	19	94
CP37	9	10	19	0	6	25	10	9	19	0	6	25
CP38	28	16	44	0	35	79	28	18	46	0	33	79
CP39	41	28	69	0	9	78	39	30	69	0	9	78
CP40	19	20	39	0	11	50	16	23	39	0	11	50
CP41	190	145	335	0	107	442	178	151	329	0	113	442
CP42	26	28	54	0	12	66	31	23	54	0	12	66
CP43	24	19	43	0	13	56	26	17	43	0	13	56
CP44	29	22	51	0	21	72	33	19	52	0	20	72
CP45	11	10	21	0	13	34	12	9	21	0	13	34
CP46	125	93	218	0	77	295	121	97	218	0	77	295
CP47	17	8	25	0	14	39	18	7	25	0	14	39
Totals	7,649	6,238	13,887	7	5,024	18,918	7,286	6,564	13,850	8	5,060	18,918

	Elect Harry Hull						Elect Peter Krause					
	VOTE FOR 1						VOTE FOR 1					
	47 of 47 Precincts Reporting						47 of 47 Precincts Reporting					
	Yes	No	Total Votes Cast	Overvotes	Undervotes	Contest Total	Yes	No	Total Votes Cast	Overvotes	Undervotes	Contest Total
CP01	421	240	661	1	294	956	390	264	654	0	302	956
CP02	284	210	494	0	230	724	272	227	499	0	225	724
CP03	293	121	414	0	135	549	277	130	407	0	142	549
CP04	287	208	495	0	219	714	241	254	495	0	219	714
CP05	177	103	280	0	141	421	157	122	279	0	142	421
CP06	711	473	1,184	0	394	1,578	609	577	1,186	0	392	1,578
CP07	412	261	673	0	235	908	358	311	669	0	239	908
CP08	196	140	336	0	124	460	175	154	329	0	131	460
CP09	33	21	54	0	36	90	17	35	52	0	38	90
CP10	87	50	137	0	34	171	78	57	135	0	36	171
CP11	65	18	83	0	36	119	66	19	85	0	34	119
CP12	362	253	615	1	226	842	327	294	621	0	221	842
CP13	231	121	352	1	123	476	214	136	350	1	125	476
CP14	314	197	511	0	175	686	282	233	515	0	171	686
CP15	450	256	706	0	277	983	413	291	704	0	279	983
CP16	233	184	417	0	138	555	228	185	413	0	142	555
CP17	266	154	420	0	152	572	240	185	425	0	147	572
CP18	346	201	547	0	244	791	324	223	547	0	244	791
CP19	191	99	290	0	95	385	169	120	289	0	96	385
CP20	244	197	441	0	131	572	223	217	440	0	132	572
CP21	214	137	351	1	127	479	187	161	348	1	130	479
CP22	216	167	383	2	154	539	197	184	381	2	156	539
CP23	259	183	442	0	196	638	251	187	438	0	200	638
CP24	330	155	485	0	195	680	272	203	475	0	205	680
CP25	30	13	43	0	22	65	22	20	42	0	23	65
CP26	11	16	27	0	9	36	12	13	25	0	11	36
CP27	74	30	104	0	38	142	64	43	107	0	35	142
CP28	247	137	384	0	144	528	191	189	380	0	148	528
CP29	258	212	470	0	191	661	236	233	469	1	191	661
CP30	218	147	365	0	114	479	204	159	363	0	116	479

	Elect Harry Hull						Elect Peter Krause					
	VOTE FOR 1						VOTE FOR 1					
	47 of 47 Precincts Reporting						47 of 47 Precincts Reporting					
	Yes	No	Total Votes Cast	Overvotes	Undervotes	Contest Total	Yes	No	Total Votes Cast	Overvotes	Undervotes	Contest Total
CP31	224	220	444	0	133	577	203	241	444	0	133	577
CP32	11	12	23	0	7	30	13	10	23	0	7	30
CP33	3	3	6	0	4	10	1	5	6	0	4	10
CP34	53	31	84	0	24	108	49	36	85	0	23	108
CP35	21	19	40	0	24	64	19	25	44	0	20	64
CP36	34	39	73	0	21	94	26	46	72	0	22	94
CP37	8	11	19	0	6	25	8	11	19	0	6	25
CP38	26	17	43	0	36	79	33	12	45	0	34	79
CP39	39	27	66	0	12	78	39	26	65	0	13	78
CP40	16	21	37	0	13	50	18	19	37	0	13	50
CP41	203	129	332	0	110	442	175	144	319	0	123	442
CP42	29	23	52	0	14	66	27	27	54	0	12	66
CP43	24	16	40	0	16	56	27	14	41	0	15	56
CP44	23	28	51	0	21	72	26	23	49	0	23	72
CP45	10	11	21	0	13	34	10	10	20	0	14	34
CP46	140	80	220	0	75	295	122	97	219	0	76	295
CP47	10	13	23	0	16	39	16	8	24	0	15	39
Totals	8,334	5,404	13,738	6	5,174	18,918	7,508	6,180	13,688	5	5,225	18,918

Superintendent of Public Instruction									
VOTE FOR 1									
47 of 47 Precincts Reporting									
	LANCE RAY CHRISTENSEN	TONY K. THURMOND	Write-in Totals	Write-in: Invalid Write-in	Write-in: Not Assigned	Total Votes Cast	Overvotes	Undervotes	Contest Total
CP01	363	394	7	7	0	764	0	192	956
CP02	257	310	7	7	0	574	0	150	724
CP03	192	238	2	2	0	432	0	117	549
CP04	294	235	12	12	0	541	1	172	714
CP05	176	146	2	2	0	324	0	97	421
CP06	705	557	15	15	0	1,277	1	300	1,578
CP07	393	330	10	10	0	733	0	175	908
CP08	217	133	4	4	0	354	0	106	460
CP09	45	26	1	1	0	72	0	18	90
CP10	91	50	0	0	0	141	0	30	171
CP11	33	61	0	0	0	94	0	25	119
CP12	373	306	7	7	0	686	0	156	842
CP13	210	175	2	2	0	387	1	88	476
CP14	262	270	10	10	0	542	0	144	686
CP15	384	394	9	9	0	787	0	196	983
CP16	192	245	11	11	0	448	0	107	555
CP17	203	240	5	5	0	448	0	124	572
CP18	274	348	8	8	0	630	2	159	791
CP19	151	146	3	3	0	300	2	83	385
CP20	231	226	6	6	0	463	0	109	572
CP21	189	175	9	9	0	373	2	104	479
CP22	214	214	6	6	0	434	1	104	539
CP23	241	236	3	3	0	480	0	158	638
CP24	247	278	3	3	0	528	1	151	680
CP25	21	31	0	0	0	52	0	13	65
CP26	19	8	0	0	0	27	0	9	36
CP27	52	60	0	0	0	112	0	30	142
CP28	234	169	6	6	0	409	0	119	528
CP29	266	251	12	12	0	529	1	131	661
CP30	202	188	4	4	0	394	0	85	479

Superintendent of Public Instruction									
VOTE FOR 1									
47 of 47 Precincts Reporting									
	LANCE RAY CHRISTENSEN	TONY K. THURMOND	Write-in Totals	Write-in: Invalid Write-in	Write-in: Not Assigned	Total Votes Cast	Overvotes	Undervotes	Contest Total
CP31	252	205	4	4	0	461	1	115	577
CP32	9	9	2	2	0	20	0	10	30
CP33	5	3	0	0	0	8	0	2	10
CP34	51	29	3	3	0	83	1	24	108
CP35	31	19	0	0	0	50	0	14	64
CP36	44	33	2	2	0	79	0	15	94
CP37	3	14	0	0	0	17	0	8	25
CP38	25	31	1	1	0	57	0	22	79
CP39	32	35	0	0	0	67	0	11	78
CP40	20	22	0	0	0	42	0	8	50
CP41	169	177	4	4	0	350	1	91	442
CP42	23	30	1	1	0	54	0	12	66
CP43	21	28	1	1	0	50	0	6	56
CP44	29	29	0	0	0	58	0	14	72
CP45	14	9	1	1	0	24	0	10	34
CP46	118	116	2	2	0	236	0	59	295
CP47	9	20	0	0	0	29	0	10	39
Totals	7,586	7,249	185	185	0	15,020	15	3,883	18,918

Amador County Unified School District Area 1									
VOTE FOR 1									
9 of 9 Precincts Reporting									
	SHANE CROWE	ANGELA WISE	Write-in Totals	Write-in: Invalid Write-in	Write-in: Not Assigned	Total Votes Cast	Overvotes	Undervotes	Contest Total
CP01	390	373	4	4	0	767	0	189	956
CP02	348	255	3	3	0	606	0	118	724
CP03	186	249	2	2	0	437	0	112	549
CP04	306	242	8	8	0	556	1	157	714
CP05	189	143	3	3	0	335	0	86	421
CP10	69	68	0	0	0	137	0	34	171
CP33	5	2	0	0	0	7	0	3	10
CP36	41	35	3	3	0	79	0	15	94
CP37	10	13	0	0	0	23	0	2	25
Totals	1,544	1,380	23	23	0	2,947	1	716	3,664

Amador County Unified School District Area 2										
VOTE FOR 1										
7 of 7 Precincts Reporting										
	ORAL M. CUSTER	KAYLA PARKER	BOB ENYEART	Write-in Totals	Write-in: Invalid Write-in	Write-in: Not Assigned	Total Votes Cast	Overvotes	Undervotes	Contest Total
CP06	209	803	274	10	10	0	1,296	5	277	1,578
CP07	115	514	130	2	2	0	761	6	141	908
CP26	3	23	3	0	0	0	29	0	7	36
CP30	53	256	75	7	7	0	391	0	88	479
CP31	48	336	78	1	1	0	463	4	110	577
CP32	3	16	6	0	0	0	25	0	5	30
CP34	15	47	21	1	1	0	84	2	22	108
Totals	446	1,995	587	21	21	0	3,049	17	650	3,716

	County Supervisor District 5						Sheriff-Coroner					
	VOTE FOR 1						VOTE FOR 1					
	12 of 12 Precincts Reporting						47 of 47 Precincts Reporting					
	BRIAN ONETTO	JAMIE LUBENKO	Total Votes Cast	Overvotes	Undervotes	Contest Total	GARY W. REDMAN	RYAN GILLASPIE	Total Votes Cast	Overvotes	Undervotes	Contest Total
CP01							522	397	919	0	37	956
CP02							374	304	678	0	46	724
CP03							304	217	521	0	28	549
CP04							372	310	682	0	32	714
CP05							237	159	396	0	25	421
CP06							771	731	1,502	0	76	1,578
CP07							395	477	872	0	36	908
CP08	290	148	438	0	22	460	198	229	427	0	33	460
CP09	60	29	89	0	1	90	39	47	86	0	4	90
CP10							74	92	166	0	5	171
CP11							71	41	112	0	7	119
CP12							462	355	817	0	25	842
CP13							280	181	461	1	14	476
CP14							347	310	657	0	29	686
CP15							434	528	962	0	21	983
CP16							265	269	534	0	21	555
CP17							326	215	541	0	31	572
CP18							516	244	760	0	31	791
CP19							232	135	367	0	18	385
CP20							306	247	553	0	19	572
CP21							258	203	461	0	18	479
CP22	241	284	525	0	14	539	237	275	512	0	27	539
CP23	315	308	623	0	15	638	379	232	611	0	27	638
CP24	331	332	663	0	17	680	375	273	648	0	32	680
CP25	31	34	65	0	0	65	36	27	63	0	2	65
CP26							26	9	35	0	1	36
CP27	55	83	138	0	4	142	65	66	131	0	11	142
CP28	278	233	511	1	16	528	260	240	500	1	27	528
CP29	362	278	640	0	21	661	344	279	623	1	37	661
CP30							196	253	449	1	29	479

	County Supervisor District 5						Sheriff-Coroner					
	VOTE FOR 1						VOTE FOR 1					
	12 of 12 Precincts Reporting						47 of 47 Precincts Reporting					
	BRIAN ONETO	JAMIE LUBENKO	Total Votes Cast	Overvotes	Undervotes	Contest Total	GARY W. REDMAN	RYAN GILLASPIE	Total Votes Cast	Overvotes	Undervotes	Contest Total
CP31						199	344	543	0	34	577	
CP32						25	2	27	0	3	30	
CP33						7	2	9	0	1	10	
CP34						54	50	104	0	4	108	
CP35	50	12	62	0	2	64	27	33	60	0	4	64
CP36							30	49	79	0	15	94
CP37							12	11	23	1	1	25
CP38	37	42	79	0	0	79	35	38	73	0	6	79
CP39							30	43	73	0	5	78
CP40	25	23	48	0	2	50	34	16	50	0	0	50
CP41							204	218	422	0	20	442
CP42							44	21	65	0	1	66
CP43							26	29	55	0	1	56
CP44							39	28	67	0	5	72
CP45							19	11	30	0	4	34
CP46							157	126	283	0	12	295
CP47							19	16	35	0	4	39
Totals	2,075	1,806	3,881	1	114	3,996	9,662	8,382	18,044	5	869	18,918

City of Ione Councilmember - Full Term														
VOTE FOR 3														
2 of 2 Precincts Reporting														
	DOMINIC ATLAN	LARRY CAPUTO	RODNEY PLAMONDON	JACK MITCHELL	GREG MORRIS	ALISON LAFAYNE	CARL JACKSON	Write-in Totals	Write-in: Invalid Write-in	Write-in: Not Assigned	Total Votes Cast	Overvotes	Undervotes	Contest Total
CP06	606	302	245	817	533	588	356	33	31	2	3,480	6	1,248	4,734
CP07	257	150	147	489	279	377	210	18	16	2	1,927	3	794	2,724
Totals	863	452	392	1,306	812	965	566	51	47	4	5,407	9	2,042	7,458

City of Ione Councilmember - Short Term									
VOTE FOR 1									
2 of 2 Precincts Reporting									
	STACY RHOADES	DANIEL EPPERSON	Write-in Totals	Write-in: Invalid Write-in	Write-in: Not Assigned	Total Votes Cast	Overvotes	Undervotes	Contest Total
CP06	1,050	382	8	8	0	1,440	0	138	1,578
CP07	585	248	3	3	0	836	0	72	908
Totals	1,635	630	11	11	0	2,276	0	210	2,486

City of Plymouth Councilmember										
VOTE FOR 2										
1 of 1 Precincts Reporting										
	PETER AMORUSO	MIKE MCLAUGHLIN	VALERIE KLINEFELTER	Write-in Totals	Write-in: Invalid Write-in	Write-in: Not Assigned	Total Votes Cast	Overvotes	Undervotes	Contest Total
CP22	173	443	243	2	2	0	861	0	217	1,078
Totals	173	443	243	2	2	0	861	0	217	1,078

City of Sutter Creek Councilmember										
VOTE FOR 2										
2 of 2 Precincts Reporting										
	LINDA RIANDA	JIM SWIFT	SUSAN FEIST	Write-in Totals	Write-in: Invalid Write-in	Write-in: Not Assigned	Total Votes Cast	Overvotes	Undervotes	Contest Total
CP17	239	308	264	6	6	0	817	0	327	1,144
CP18	354	459	369	18	15	3	1,200	0	382	1,582
Totals	593	767	633	24	21	3	2,017	0	709	2,726

City of Sutter Creek Treasurer								
VOTE FOR 1								
2 of 2 Precincts Reporting								
	VICTORIA RUNQUIST	Write-in Totals	Write-in: Invalid Write-in	Write-in: Not Assigned	Total Votes Cast	Overvotes	Undervotes	Contest Total
CP17	402	7	7	0	409	0	163	572
CP18	533	13	13	0	546	0	245	791
Totals	935	20	20	0	955	0	408	1,363

Amador Water Agency District 5										
VOTE FOR 1										
12 of 12 Precincts Reporting										
	KEN H. DEEVER	BOB SERATTE	RICK MILLER	Write-in Totals	Write-in: Invalid Write-in	Write-in: Not Assigned	Total Votes Cast	Overvotes	Undervotes	Contest Total
CP08	228	62	89	2	2	0	381	0	79	460
CP09	47	9	22	1	1	0	79	0	11	90
CP22	232	144	96	0	0	0	472	2	65	539
CP23	256	87	180	5	5	0	528	0	110	638
CP24	298	114	179	0	0	0	591	0	89	680
CP25	35	13	13	0	0	0	61	0	4	65
CP27	59	31	37	1	1	0	128	0	14	142
CP28	273	123	89	4	4	0	489	0	39	528
CP29	282	84	181	2	2	0	549	0	112	661
CP35	36	5	12	0	0	0	53	0	11	64
CP38	33	25	6	0	0	0	64	1	14	79
CP40	28	4	12	0	0	0	44	0	6	50
Totals	1,807	701	916	15	15	0	3,439	3	554	3,996

	Proposition 1 - Majority Vote Required						Proposition 26 - Majority Vote Require					
	VOTE FOR 1						VOTE FOR 1					
	47 of 47 Precincts Reporting						47 of 47 Precincts Reporting					
	Yes	No	Total Votes Cast	Overvotes	Undervotes	Contest Total	Yes	No	Total Votes Cast	Overvotes	Undervotes	Contest Total
CP01	508	414	922	0	34	956	233	685	918	0	38	956
CP02	358	341	699	0	25	724	163	540	703	0	21	724
CP03	306	214	520	0	29	549	128	399	527	0	22	549
CP04	292	382	674	1	39	714	130	548	678	0	36	714
CP05	188	217	405	0	16	421	95	311	406	0	15	421
CP06	691	818	1,509	1	68	1,578	360	1,171	1,531	0	47	1,578
CP07	400	469	869	2	37	908	196	676	872	1	35	908
CP08	165	271	436	0	24	460	71	369	440	1	19	460
CP09	31	55	86	0	4	90	11	77	88	0	2	90
CP10	78	87	165	0	6	171	38	128	166	0	5	171
CP11	92	25	117	0	2	119	24	92	116	0	3	119
CP12	376	440	816	0	26	842	154	660	814	0	28	842
CP13	218	242	460	0	16	476	90	368	458	0	18	476
CP14	320	348	668	0	18	686	174	493	667	1	18	686
CP15	478	472	950	0	33	983	214	738	952	0	31	983
CP16	267	271	538	0	17	555	129	413	542	0	13	555
CP17	276	266	542	1	29	572	120	430	550	0	22	572
CP18	445	311	756	0	35	791	162	600	762	0	29	791
CP19	173	196	369	0	16	385	70	297	367	0	18	385
CP20	263	290	553	0	19	572	123	431	554	0	18	572
CP21	235	225	460	0	19	479	98	369	467	0	12	479
CP22	266	246	512	0	27	539	107	414	521	0	18	539
CP23	311	304	615	0	23	638	131	482	613	0	25	638
CP24	347	305	652	0	28	680	151	500	651	0	29	680
CP25	36	27	63	0	2	65	10	55	65	0	0	65
CP26	19	17	36	0	0	36	9	27	36	0	0	36
CP27	85	55	140	0	2	142	40	96	136	0	6	142
CP28	226	283	509	0	19	528	103	409	512	0	16	528
CP29	314	325	639	0	22	661	125	510	635	0	26	661
CP30	238	226	464	0	15	479	87	382	469	0	10	479

	Proposition 1 - Majority Vote Required						Proposition 26 - Majority Vote Require					
	VOTE FOR 1						VOTE FOR 1					
	47 of 47 Precincts Reporting						47 of 47 Precincts Reporting					
	Yes	No	Total Votes Cast	Overvotes	Undervotes	Contest Total	Yes	No	Total Votes Cast	Overvotes	Undervotes	Contest Total
CP31	229	328	557	0	20	577	123	437	560	0	17	577
CP32	22	7	29	0	1	30	10	19	29	0	1	30
CP33	2	8	10	0	0	10	2	8	10	0	0	10
CP34	36	67	103	0	5	108	9	96	105	0	3	108
CP35	16	44	60	0	4	64	10	54	64	0	0	64
CP36	37	53	90	0	4	94	15	77	92	0	2	94
CP37	18	7	25	0	0	25	6	19	25	0	0	25
CP38	48	28	76	0	3	79	19	55	74	0	5	79
CP39	36	39	75	0	3	78	14	62	76	0	2	78
CP40	12	36	48	0	2	50	2	45	47	0	3	50
CP41	223	202	425	1	16	442	89	330	419	0	23	442
CP42	29	36	65	0	1	66	15	49	64	0	2	66
CP43	32	23	55	0	1	56	12	43	55	0	1	56
CP44	35	35	70	0	2	72	15	53	68	0	4	72
CP45	13	20	33	0	1	34	5	26	31	0	3	34
CP46	156	132	288	0	7	295	54	234	288	1	6	295
CP47	28	9	37	0	2	39	1	37	38	0	1	39
Totals	8,974	9,216	18,190	6	722	18,918	3,947	14,314	18,261	4	653	18,918

	Proposition 27 - Majority Vote Require						Proposition 28 - Majority Vote Require					
	VOTE FOR 1						VOTE FOR 1					
	47 of 47 Precincts Reporting						47 of 47 Precincts Reporting					
	Yes	No	Total Votes Cast	Overvotes	Undervotes	Contest Total	Yes	No	Total Votes Cast	Overvotes	Undervotes	Contest Total
CP01	130	792	922	0	34	956	511	395	906	0	50	956
CP02	106	601	707	0	17	724	378	305	683	1	40	724
CP03	65	465	530	0	19	549	308	207	515	1	33	549
CP04	66	614	680	0	34	714	315	352	667	0	47	714
CP05	43	366	409	0	12	421	200	196	396	0	25	421
CP06	250	1,290	1,540	0	38	1,578	701	811	1,512	0	66	1,578
CP07	142	729	871	0	37	908	432	437	869	0	39	908
CP08	42	401	443	0	17	460	182	254	436	0	24	460
CP09	7	81	88	0	2	90	37	49	86	0	4	90
CP10	20	146	166	1	4	171	90	73	163	0	8	171
CP11	11	105	116	0	3	119	90	21	111	0	8	119
CP12	87	735	822	0	20	842	401	397	798	0	44	842
CP13	41	414	455	1	20	476	231	222	453	0	23	476
CP14	91	575	666	1	19	686	354	304	658	0	28	686
CP15	100	860	960	0	23	983	501	440	941	2	40	983
CP16	63	480	543	0	12	555	289	248	537	0	18	555
CP17	47	506	553	0	19	572	321	234	555	1	16	572
CP18	91	678	769	0	22	791	442	323	765	0	26	791
CP19	30	338	368	0	17	385	179	183	362	0	23	385
CP20	48	507	555	0	17	572	280	270	550	0	22	572
CP21	49	418	467	0	12	479	231	229	460	0	19	479
CP22	69	452	521	0	18	539	249	270	519	0	20	539
CP23	72	543	615	0	23	638	343	274	617	0	21	638
CP24	67	590	657	1	22	680	332	313	645	1	34	680
CP25	5	60	65	0	0	65	38	27	65	0	0	65
CP26	5	31	36	0	0	36	9	26	35	0	1	36
CP27	15	121	136	0	6	142	94	44	138	1	3	142
CP28	66	449	515	1	12	528	227	283	510	1	17	528
CP29	68	573	641	0	20	661	339	304	643	0	18	661
CP30	61	411	472	0	7	479	245	214	459	0	20	479

	Proposition 27 - Majority Vote Require						Proposition 28 - Majority Vote Require					
	VOTE FOR 1						VOTE FOR 1					
	47 of 47 Precincts Reporting						47 of 47 Precincts Reporting					
	Yes	No	Total Votes Cast	Overvotes	Undervotes	Contest Total	Yes	No	Total Votes Cast	Overvotes	Undervotes	Contest Total
CP31	75	488	563	0	14	577	256	300	556	0	21	577
CP32	4	25	29	0	1	30	12	17	29	0	1	30
CP33	2	8	10	0	0	10	5	5	10	0	0	10
CP34	7	99	106	0	2	108	37	67	104	0	4	108
CP35	8	55	63	0	1	64	21	41	62	0	2	64
CP36	9	83	92	0	2	94	32	58	90	0	4	94
CP37	1	24	25	0	0	25	14	11	25	0	0	25
CP38	6	70	76	0	3	79	35	41	76	0	3	79
CP39	8	68	76	0	2	78	35	38	73	0	5	78
CP40	4	43	47	0	3	50	20	30	50	0	0	50
CP41	34	391	425	0	17	442	219	194	413	0	29	442
CP42	3	61	64	0	2	66	24	36	60	0	6	66
CP43	3	52	55	0	1	56	32	22	54	0	2	56
CP44	10	60	70	0	2	72	42	26	68	0	4	72
CP45	3	29	32	0	2	34	17	15	32	0	2	34
CP46	25	265	290	0	5	295	145	143	288	0	7	295
CP47	1	37	38	0	1	39	21	18	39	0	0	39
Totals	2,160	16,189	18,349	5	564	18,918	9,316	8,767	18,083	8	827	18,918

	Proposition 29 - Majority Vote Require						Proposition 30 - Majority Vote Require					
	VOTE FOR 1						VOTE FOR 1					
	47 of 47 Precincts Reporting						47 of 47 Precincts Reporting					
	Yes	No	Total Votes Cast	Overvotes	Undervotes	Contest Total	Yes	No	Total Votes Cast	Overvotes	Undervotes	Contest Total
CP01	207	703	910	1	45	956	310	605	915	1	40	956
CP02	148	547	695	0	29	724	211	482	693	0	31	724
CP03	127	401	528	0	21	549	219	301	520	0	29	549
CP04	132	542	674	1	39	714	179	506	685	0	29	714
CP05	85	319	404	0	17	421	122	284	406	0	15	421
CP06	294	1,225	1,519	0	59	1,578	381	1,127	1,508	0	70	1,578
CP07	190	674	864	1	43	908	223	647	870	0	38	908
CP08	63	375	438	1	21	460	90	355	445	0	15	460
CP09	8	80	88	0	2	90	17	71	88	0	2	90
CP10	26	141	167	0	4	171	48	117	165	0	6	171
CP11	30	86	116	0	3	119	67	47	114	0	5	119
CP12	180	630	810	1	31	842	244	565	809	0	33	842
CP13	85	370	455	1	20	476	139	319	458	0	18	476
CP14	133	528	661	0	25	686	238	431	669	0	17	686
CP15	194	754	948	0	35	983	326	633	959	0	24	983
CP16	108	431	539	0	16	555	183	351	534	0	21	555
CP17	103	439	542	0	30	572	200	353	553	0	19	572
CP18	148	603	751	0	40	791	295	470	765	0	26	791
CP19	72	291	363	0	22	385	105	265	370	0	15	385
CP20	120	427	547	0	25	572	169	377	546	0	26	572
CP21	87	378	465	1	13	479	147	318	465	0	14	479
CP22	102	414	516	1	22	539	144	370	514	1	24	539
CP23	117	504	621	0	17	638	211	409	620	0	18	638
CP24	124	518	642	1	37	680	211	438	649	0	31	680
CP25	5	59	64	0	1	65	22	42	64	0	1	65
CP26	4	32	36	0	0	36	4	32	36	0	0	36
CP27	34	102	136	0	6	142	60	79	139	0	3	142
CP28	92	416	508	0	20	528	120	393	513	0	15	528
CP29	117	525	642	0	19	661	194	453	647	0	14	661
CP30	99	368	467	0	12	479	128	339	467	0	12	479

	Proposition 29 - Majority Vote Require						Proposition 30 - Majority Vote Require					
	VOTE FOR 1						VOTE FOR 1					
	47 of 47 Precincts Reporting						47 of 47 Precincts Reporting					
	Yes	No	Total Votes Cast	Overvotes	Undervotes	Contest Total	Yes	No	Total Votes Cast	Overvotes	Undervotes	Contest Total
CP31	99	460	559	0	18	577	111	448	559	0	18	577
CP32	3	26	29	0	1	30	10	19	29	0	1	30
CP33	1	9	10	0	0	10	2	8	10	0	0	10
CP34	13	94	107	0	1	108	25	80	105	0	3	108
CP35	5	59	64	0	0	64	11	53	64	0	0	64
CP36	13	78	91	0	3	94	16	77	93	0	1	94
CP37	6	19	25	0	0	25	10	15	25	0	0	25
CP38	16	56	72	0	7	79	32	45	77	0	2	79
CP39	7	65	72	0	6	78	27	49	76	0	2	78
CP40	9	40	49	0	1	50	14	36	50	0	0	50
CP41	81	344	425	1	16	442	140	282	422	0	20	442
CP42	11	52	63	0	3	66	16	46	62	0	4	66
CP43	12	40	52	0	4	56	29	26	55	0	1	56
CP44	15	55	70	0	2	72	18	51	69	0	3	72
CP45	3	27	30	0	4	34	12	20	32	0	2	34
CP46	54	235	289	0	6	295	106	188	294	0	1	295
CP47	8	28	36	0	3	39	18	21	39	0	0	39
Totals	3,590	14,569	18,159	10	749	18,918	5,604	12,643	18,247	2	669	18,918

	Proposition 31 - Majority Vote Require						Measure H - 55% Vote Required					
	VOTE FOR 1						VOTE FOR 1					
	47 of 47 Precincts Reporting						47 of 47 Precincts Reporting					
	Yes	No	Total Votes Cast	Overvotes	Undervotes	Contest Total	Bonds Yes	Bonds No	Total Votes Cast	Overvotes	Undervotes	Contest Total
CP01	507	412	919	0	37	956	513	404	917	0	39	956
CP02	393	308	701	1	22	724	334	358	692	0	32	724
CP03	299	220	519	1	29	549	285	234	519	0	30	549
CP04	363	315	678	1	35	714	250	426	676	0	38	714
CP05	233	173	406	0	15	421	176	231	407	0	14	421
CP06	769	755	1,524	1	53	1,578	546	977	1,523	1	54	1,578
CP07	412	457	869	0	39	908	308	575	883	0	25	908
CP08	207	232	439	1	20	460	156	286	442	0	18	460
CP09	40	47	87	0	3	90	28	60	88	0	2	90
CP10	72	93	165	1	5	171	62	95	157	0	14	171
CP11	83	34	117	0	2	119	76	38	114	0	5	119
CP12	412	401	813	0	29	842	368	447	815	0	27	842
CP13	235	227	462	0	14	476	207	252	459	0	17	476
CP14	336	330	666	0	20	686	314	343	657	0	29	686
CP15	511	433	944	1	38	983	404	530	934	0	49	983
CP16	280	256	536	0	19	555	244	292	536	0	19	555
CP17	311	236	547	1	24	572	277	273	550	0	22	572
CP18	456	307	763	1	27	791	389	375	764	0	27	791
CP19	193	172	365	0	20	385	149	221	370	1	14	385
CP20	284	265	549	0	23	572	260	290	550	0	22	572
CP21	232	233	465	0	14	479	212	249	461	0	18	479
CP22	282	237	519	1	19	539	222	293	515	0	24	539
CP23	358	256	614	1	23	638	266	353	619	0	19	638
CP24	335	309	644	0	36	680	275	378	653	0	27	680
CP25	28	36	64	0	1	65	20	44	64	0	1	65
CP26	17	19	36	0	0	36	9	27	36	0	0	36
CP27	63	74	137	0	5	142	81	57	138	0	4	142
CP28	263	249	512	0	16	528	204	309	513	0	15	528
CP29	319	324	643	1	17	661	257	386	643	0	18	661
CP30	221	249	470	0	9	479	187	277	464	0	15	479

	Proposition 31 - Majority Vote Require						Measure H - 55% Vote Required					
	VOTE FOR 1						VOTE FOR 1					
	47 of 47 Precincts Reporting						47 of 47 Precincts Reporting					
	Yes	No	Total Votes Cast	Overvotes	Undervotes	Contest Total	Bonds Yes	Bonds No	Total Votes Cast	Overvotes	Undervotes	Contest Total
CP31	245	309	554	0	23	577	191	362	553	0	24	577
CP32	17	12	29	0	1	30	15	14	29	0	1	30
CP33	2	8	10	0	0	10	4	6	10	0	0	10
CP34	50	56	106	0	2	108	30	76	106	0	2	108
CP35	20	44	64	0	0	64	24	40	64	0	0	64
CP36	48	45	93	0	1	94	34	57	91	0	3	94
CP37	16	8	24	0	1	25	11	13	24	0	1	25
CP38	38	36	74	0	5	79	30	47	77	0	2	79
CP39	38	37	75	0	3	78	34	43	77	0	1	78
CP40	24	24	48	0	2	50	20	28	48	0	2	50
CP41	219	205	424	0	18	442	195	226	421	0	21	442
CP42	32	32	64	0	2	66	22	41	63	0	3	66
CP43	30	24	54	0	2	56	34	20	54	0	2	56
CP44	41	28	69	0	3	72	40	28	68	0	4	72
CP45	14	17	31	0	3	34	10	22	32	0	2	34
CP46	164	125	289	1	5	295	125	164	289	0	6	295
CP47	24	15	39	0	0	39	17	21	38	0	1	39
Totals	9,536	8,684	18,220	13	685	18,918	7,915	10,288	18,203	2	713	18,918

	Measure J- 2/3 Vote Required						Measure E - Majority Vote Required					
	VOTE FOR 1						VOTE FOR 1					
	47 of 47 Precincts Reporting						1 of 1 Precincts Reporting					
	Yes	No	Total Votes Cast	Overvotes	Undervotes	Contest Total	Yes	No	Total Votes Cast	Overvotes	Undervotes	Contest Total
CP01	575	327	902	0	54	956						
CP02	406	266	672	0	52	724						
CP03	309	195	504	0	45	549						
CP04	377	301	678	0	36	714						
CP05	247	154	401	0	20	421						
CP06	747	729	1,476	0	102	1,578						
CP07	456	396	852	0	56	908						
CP08	244	195	439	0	21	460						
CP09	42	47	89	0	1	90						
CP10	75	86	161	0	10	171						
CP11	90	24	114	0	5	119						
CP12	453	356	809	1	32	842						
CP13	263	197	460	0	16	476						
CP14	378	277	655	0	31	686						
CP15	569	373	942	0	41	983						
CP16	281	258	539	0	16	555						
CP17	339	206	545	1	26	572						
CP18	456	299	755	0	36	791						
CP19	224	139	363	1	21	385						
CP20	290	257	547	0	25	572						
CP21	261	197	458	0	21	479						
CP22	276	236	512	0	27	539	194	301	495	1	43	539
CP23	344	271	615	0	23	638						
CP24	413	236	649	0	31	680						
CP25	40	24	64	0	1	65						
CP26	12	24	36	0	0	36						
CP27	83	52	135	0	7	142						
CP28	280	235	515	0	13	528						
CP29	351	293	644	1	16	661						
CP30	214	245	459	0	20	479						

	Measure J- 2/3 Vote Required						Measure E - Majority Vote Required					
	VOTE FOR 1						VOTE FOR 1					
	47 of 47 Precincts Reporting						1 of 1 Precincts Reporting					
	Yes	No	Total Votes Cast	Overvotes	Undervotes	Contest Total	Yes	No	Total Votes Cast	Overvotes	Undervotes	Contest Total
CP31	271	286	557	0	20	577						
CP32	18	11	29	0	1	30						
CP33	1	9	10	0	0	10						
CP34	41	65	106	0	2	108						
CP35	25	36	61	0	3	64						
CP36	38	53	91	0	3	94						
CP37	14	11	25	0	0	25						
CP38	39	35	74	0	5	79						
CP39	43	32	75	0	3	78						
CP40	14	31	45	0	5	50						
CP41	204	218	422	0	20	442						
CP42	38	26	64	0	2	66						
CP43	34	19	53	0	3	56						
CP44	46	22	68	0	4	72						
CP45	14	17	31	0	3	34						
CP46	159	129	288	0	7	295						
CP47	22	16	38	0	1	39						
Totals	10,116	7,911	18,027	4	887	18,918	194	301	495	1	43	539

Measure G - Majority Vote Required						
VOTE FOR 1						
1 of 1 Precincts Reporting						
	Yes	No	Total Votes Cast	Overvotes	Undervotes	Contest Total
CP22	185	312	497	0	42	539
Totals	185	312	497	0	42	539

1% Manual Tally Report – November 8, 2022 – General Election

Pursuant to Elections Code 15360, Amador County Elections Department conducted a 1% manual tally of precinct results for the **November 8, 2022 General Election**. Notice of the drawing of batches was given by press release and posted in the office and on our website one week prior to the date of the random selection.

The random selection of batches was conducted in our office on **Thursday, November 10, 2022 at 8:30 am**. Slips of paper containing batch numbers were drawn from a container to select the batches to be fully tallied (2). One containing Vote by Mail ballots and one containing in person voting ballots.

Tabulation Batch	Outcome for fully tallied
A0009 VBM Ballots	Balanced on first tally.
EV Mace Meadows	Balanced on first tally.

VOTE CENTERS

29 days before the Election EC §4005(a)(4)(A)	10 days before the Election EC §4005(a)(4)(A)	3 days before the Election EC §4005(a)(3)(A)
<p>Amador County Elections Office 810 Court Street Jackson, CA 95642</p> <p>Regular Hours: 8:00 am to 5:00 pm Monday – Friday</p>	<p>County Administration Center 810 Court Street Jackson, CA 95642</p> <p>Evalynn Bishop Hall 701 State Hwy 124 lone, CA 95640</p> <p>Starting October 29, 2022: 10:00 am to 6:00 pm - Everyday 7:00 am to 8:00 pm on Election Day</p>	<p>Mace Meadows Golf Course 26570 Fairway Drive Pioneer, CA 95666</p> <p>Starting November 5, 2022: 10:00 am to 6:00 pm - Everyday 7:00 am to 8:00 pm on Election Day</p>

24 HOUR OFFICIAL BALLOT DROP BOX

28 days before the Election EC §4005(a)(1)(B)
<p>Amador County Administrative Center 810 Court Street Jackson, CA 95642 Outside in rear parking lot</p> <p>Starting October 11, 2022: Accessible 24 hours Daily Closes at 8:00 pm on Election Day</p>



OFFICIAL BALLOT DROP BOX

28 days before the Election EC §4005(a)(10)(I)(vi)(IV) EC §4005(a)(10)(I)(vi)(VII)	
<p>Ione Plaza Market (Inside store) 313 Preston Ave. Ione, CA 95640</p> <p>7:00 am to 8:00 pm Daily Closes at 8:00 pm on Election Day</p>	<p>Pine Grove Market (Inside store) 19394 State Hwy 88 Pine Grove, CA 95665</p> <p>24 hours Daily Closes at 8:00 pm on Election Day</p>
<p>Pokerville Market (Inside store) 18170 State Hwy 49 Plymouth, CA 95669</p> <p>8:00 am to 8:00 pm Monday – Saturday 9:00 am to 7:00 pm Sunday Closes at 7:00 pm on Election Day</p>	<p>Young's Payless Market IGA (Inside store) 26560 State Hwy 88 Pioneer, CA 95666</p> <p>7:00 am to 9:00 pm Daily Closes at 7:00 pm on Election Day</p>

Reminder to track your ballot at wheresmyballot.sos.ca.gov



Regular/Vote-by-Mail/Voting Pct Xref (Summary - Regular Pct Order)
General Election - 11/08/2022

Regular Precinct	VBM Pct	Voting Precinct	MB?	Bal Type	Regular Precinct	VBM Pct	Voting Precinct	MB?	Bal Type
1011 Pct 1011	CP05A	CP05 - CP05	Yes	1	2206 Pct 2206	CP06A	CP06 - CP06	Yes	5
1012 Pct 1012	CP04A	CP04 - CP04	Yes	1	2207 Pct 2207	CP06A	CP06 - CP06	Yes	5
1013 Pct 1013	CP04A	CP04 - CP04	Yes	1	2208 Pct 2208	CP06A	CP06 - CP06	Yes	5
1014 Pct 1014	CP05A	CP05 - CP05	Yes	1	3001 Pct 3001	CP42A	CP42 - CP42	Yes	6
1015 Pct 1015	CP05A	CP05 - CP05	Yes	1	3002 Pct 3002	CP12A	CP12 - CP12	Yes	6
1016 Pct 1016	CP10A	CP10 - CP10	Yes	2	3003 Pct 3003	CP12A	CP12 - CP12	Yes	6
1017 Pct 1017	CP36A	CP36 - CP36	Yes	1	3004 Pct 3004	CP16A	CP16 - CP16	Yes	6
1018 Pct 1018	CP37A	CP37 - CP37	Yes	1	3005 Pct 3005	CP15A	CP15 - CP15	Yes	6
1019 Pct 1019	CP33A	CP33 - CP33	Yes	1	3006 Pct 3006	CP15A	CP15 - CP15	Yes	6
1301 Pct 1301	CP03A	CP03 - CP03	Yes	1	3007 Pct 3007	CP14A	CP14 - CP14	Yes	6
1302 Pct 1302	CP01A	CP01 - CP01	Yes	1	3008 Pct 3008	CP43A	CP43 - CP43	Yes	6
1303 Pct 1303	CP02A	CP02 - CP02	Yes	1	3009 Pct 3009	CP16A	CP16 - CP16	Yes	6
1304 Pct 1304	CP01A	CP01 - CP01	Yes	1	3010 Pct 3010	CP44A	CP44 - CP44	Yes	6
1305 Pct 1305	CP01A	CP01 - CP01	Yes	1	3011 Pct 3011	CP16A	CP16 - CP16	Yes	6
1306 Pct 1306	CP02A	CP02 - CP02	Yes	1	3012 Pct 3012	CP47A	CP47 - CP47	Yes	6
1307 Pct 1307	CP02A	CP02 - CP02	Yes	1	3013 Pct 3013	CP12A	CP12 - CP12	Yes	6
1308 Pct 1308	CP01A	CP01 - CP01	Yes	1	3014 Pct 3014	CP12A	CP12 - CP12	Yes	6
1309 Pct 1309	CP01A	CP01 - CP01	Yes	1	3020 Pct 3020	CP16A	CP16 - CP16	Yes	6
1310 Pct 1310	CP03A	CP03 - CP03	Yes	1	3021 Pct 3021	CP46A	CP46 - CP46	Yes	6
1311 Pct 1311	CP03A	CP03 - CP03	Yes	1	4011 Pct 4011	CP19A	CP19 - CP19	Yes	6
1312 Pct 1312	CP02A	CP02 - CP02	Yes	1	4012 Pct 4012	CP45A	CP45 - CP45	Yes	6
1313 Pct 1313	CP02A	CP02 - CP02	Yes	1	4013 Pct 4013	CP19A	CP19 - CP19	Yes	6
1314 Pct 1314	CP02A	CP02 - CP02	Yes	1	4014 Pct 4014	CP20A	CP20 - CP20	Yes	6
1315 Pct 1315	CP02A	CP02 - CP02	Yes	1	4015 Pct 4015	CP13A	CP13 - CP13	Yes	6
2011 Pct 2011	CP31A	CP31 - CP31	Yes	3	4016 Pct 4016	CP41A	CP41 - CP41	Yes	6
2012 Pct 2012	CP32A	CP32 - CP32	Yes	3	4017 Pct 4017	CP13A	CP13 - CP13	Yes	6
2013 Pct 2013	CP26A	CP26 - CP26	Yes	4	4018 Pct 4018	CP13A	CP13 - CP13	Yes	6
2014 Pct 2014	CP34A	CP34 - CP34	Yes	4	4019 Pct 4019	CP21A	CP21 - CP21	Yes	6
2015 Pct 2015	CP26A	CP26 - CP26	Yes	4	4020 Pct 4020	CP19A	CP19 - CP19	Yes	6
2017 Pct 2017	CP26A	CP26 - CP26	Yes	4	4021 Pct 4021	CP19A	CP19 - CP19	Yes	6
2018 Pct 2018	CP30A	CP30 - CP30	Yes	3	4022 Pct 4022	CP19A	CP19 - CP19	Yes	6
2019 Pct 2019	CP26A	CP26 - CP26	Yes	4	4023 Pct 4023	CP19A	CP19 - CP19	Yes	6
2021 Pct 2021	CP26A	CP26 - CP26	Yes	4	4024 Pct 4024	CP19A	CP19 - CP19	Yes	6
2022 Pct 2022	CP30A	CP30 - CP30	Yes	3	4025 Pct 4025	CP19A	CP19 - CP19	Yes	6
2023 Pct 2023	CP32A	CP32 - CP32	Yes	3	4026 Pct 4026	CP19A	CP19 - CP19	Yes	6
2024 Pct 2024	CP31A	CP31 - CP31	Yes	3	4027 Pct 4027	CP19A	CP19 - CP19	Yes	6
2201 Pct 2201	CP06A	CP06 - CP06	Yes	5	4028 Pct 4028	CP19A	CP19 - CP19	Yes	6
2202 Pct 2202	CP07A	CP07 - CP07	Yes	5	4029 Pct 4029	CP39A	CP39 - CP39	Yes	6
2203 Pct 2203	CP06A	CP06 - CP06	Yes	5	4129 Pct 4129	CP11A	CP11 - CP11	Yes	6
2204 Pct 2204	CP07A	CP07 - CP07	Yes	5	4501 Pct 4501	CP18A	CP18 - CP18	Yes	7
2205 Pct 2205	CP06A	CP06 - CP06	Yes	5	4502 Pct 4502	CP18A	CP18 - CP18	Yes	7

Regular Precinct	VBM Pct	Voting Precinct	MB?	Bal Type	Regular Precinct	VBM Pct	Voting Precinct	MB?	Bal Type
4503 Pct 4503	CP17A	CP17 - CP17	Yes	7					
4504 Pct 4504	CP18A	CP18 - CP18	Yes	7					
4505 Pct 4505	CP17A	CP17 - CP17	Yes	7					
4506 Pct 4506	CP18A	CP18 - CP18	Yes	7					
4507 Pct 4507	CP18A	CP18 - CP18	Yes	7					
4508 Pct 4508	CP17A	CP17 - CP17	Yes	7					
4509 Pct 4509	CP17A	CP17 - CP17	Yes	7					
4510 Pct 4510	CP18A	CP18 - CP18	Yes	7					
4511 Pct 4511	CP18A	CP18 - CP18	Yes	7					
5010 Pct 5010	CP08A	CP08 - CP08	Yes	8					
5011 Pct 5011	CP25A	CP25 - CP25	Yes	9					
5012 Pct 5012	CP24A	CP24 - CP24	Yes	9					
5013 Pct 5013	CP27A	CP27 - CP27	Yes	9					
5014 Pct 5014	CP28A	CP28 - CP28	Yes	9					
5015 Pct 5015	CP29A	CP29 - CP29	Yes	9					
5016 Pct 5016	CP28A	CP28 - CP28	Yes	9					
5017 Pct 5017	CP38A	CP38 - CP38	Yes	9					
5018 Pct 5018	CP38A	CP38 - CP38	Yes	9					
5019 Pct 5019	CP23A	CP23 - CP23	Yes	9					
5020 Pct 5020	CP23A	CP23 - CP23	Yes	9					
5021 Pct 5021	CP23A	CP23 - CP23	Yes	9					
5023 Pct 5023	CP24A	CP24 - CP24	Yes	9					
5025 Pct 5025	CP24A	CP24 - CP24	Yes	9					
5027 Pct 5027	CP29A	CP29 - CP29	Yes	9					
5028 Pct 5028	CP40A	CP40 - CP40	Yes	9					
5029 Pct 5029	CP29A	CP29 - CP29	Yes	9					
5030 Pct 5030	CP28A	CP28 - CP28	Yes	9					
5031 Pct 5031	CP27A	CP27 - CP27	Yes	9					
5032 Pct 5032	CP38A	CP38 - CP38	Yes	9					
5033 Pct 5033	CP29A	CP29 - CP29	Yes	9					
5034 Pct 5034	CP09A	CP09 - CP09	Yes	8					
5035 Pct 5035	CP35A	CP35 - CP35	Yes	9					
5401 Pct 5401	CP22A	CP22 - CP22	Yes	10					
5402 Pct 5402	CP22A	CP22 - CP22	Yes	10					
5403 Pct 5403	CP22A	CP22 - CP22	Yes	10					
5404 Pct 5404	CP22A	CP22 - CP22	Yes	10					
5405 Pct 5405	CP22A	CP22 - CP22	Yes	10					
5406 Pct 5406	CP22A	CP22 - CP22	Yes	10					

Total Regular Pcts: **120**

Voting Pcts: **47**

Ballot Types: **10**

Whole: **120**

VBM Pcts: **47**

Portioned: **0**